CHAROTAR INSTITUTE OF PARAMEDICAL SCIENCE, CHARUSAT
STUDENT FEEDBACK ANALYSIS REPORT
AY 2019-2020

Date: 11/07/2020

Department: Optometry
Program: BOP

Curriculum feedback quantitative analysis

Point No.	Curriculum Feedback Criteria	Grade (G) (10)
1.	Course structure	7.94
2	Depth of the course content	7.83
3	Learning values (in terms of skills, concepts, knowledge, analytical abilities, or broadening perspectives)	8.13
4	Compatibility with industry standards	8.06
5.	Compatibility with current global scenario of academics	7.75
6.	Compatibility with the real life situation	7.63
7.	The curriculum is sufficient to enable students for analysis of science challenges and identify the necessary solutions	7.94
8.	Sufficient reference material and books are available for the topics mentioned in the syllabus	7.81
9.	Overall Rating	7.50
Average Grade point (10)		**7.79**

Statistical process to analyse data

Grade for a point indicator 'P' is calculated as follows, on the scale of 10.

$G_P = [(5 * N_{P5} + 4 * N_{P4} + 3 * N_{P3} + 2 * N_{P2} + N_{P1})/N] * 2$

N = Number of students who have submitted response to the point indicator 'P'.

N_{P5} = Number of students who have given 5 marks to the point indicator 'P'.
N_{P4} = Number of students who have given 4 marks to the point indicator 'P'.
N_{P3} = Number of students who have given 3 marks to the point indicator 'P'.
N_{P2} = Number of students who have given 2 marks to the point indicator 'P'.
N_{P1} = Number of students who have given 1 mark to the point indicator 'P'.

Certified By:

Head of Optometry Dept.
CIPS, CHARUSAT

REGISTRAR
CHAROTAR UNIVERSITY OF
SCIENCE & TECHNOLOGY
CHANGA - 388421, TA. PETLAD, DI. ANAND

In charge Principal
CIPS, CHARUSAT

PRINCIPAL
CHAROTAR INSTITUTE OF PARAMEDICAL SCIENCE
CHARUSAT CAMPUS, CHANGA
AT. CHANGA - 388421
TA. PETLAD, DIST. ANAND (GUJARAT)

CHAROTAR INSTITUTE OF PARAMEDICAL SCIENCE, CHARUSAT
STUDENT FEEDBACK ANALYSIS REPORT
AY 2019-2020

Student suggestions to improve the syllabus:

- Everything is good
- Required more books in library
- Keep the syllabus flexible.
- No more suggestions.

Improvement action plan:

→ Library Resources are strengthen by increasing the budget amount. To cover the syllabus in a meaningful way more practical exposure and hands-on practice has been implemented by doing more collaboration with optical industry.

The suggestions from final year students and feedback from stake holders will be implemented for next academic year.

Head of Optometry Dept.
CIPS, CHARUSAT

Certified By:

REGISTRAR
CHAROTAR UNIVERSITY OF SCIENCE & TECHNOLOGY
CHANGA - 388421, TA. PETLAD, DI. ANAND

In charge Principal
CIPS, CHARUSAT

CHAROTAR INSTITUTE OF PARAMEDICAL SCIENCE, CHARUSAT
STUDENT FEEDBACK ANALYSIS REPORT
AY 2019-2020

Date: 05/07/2020

Department: Medical Laboratory Technology
Program: MSMLT

Curriculum feedback quantitative analysis

Point No.	Curriculum Feedback Criteria	Grade (G) (10)
1.	Course structure	9.08
2	Depth of the course content	8.92
3	Learning values (in terms of skills, concepts, knowledge, analytical abilities, or broadening perspectives)	9.38
4	Compatibility with industry standards	8.00
5.	Compatibility with current global scenario of academics	8.46
6.	Compatibility with the real life situation	8.46
7.	The curriculum is sufficient to enable students for analysis of science challenges and identify the necessary solutions	8.15
8.	Sufficient reference material and books are available for the topics mentioned in the syllabus	8.46
9.	Overall Rating	9.23
Average Grade point (10)		**8.68**

Statistical process to analyse data

Grade for a point indicator 'P' is calculated as follows, on the scale of 10.

$G_P = [(5 * N_{P5} + 4 * N_{P4} + 3 * N_{P3} + 2 * N_{P2} + N_{P1})/N] * 2$

N = Number of students who have submitted response to the point indicator 'P'.

N_{P5} = Number of students who have given 5 marks to the point indicator 'P'.
N_{P4} = Number of students who have given 4 marks to the point indicator 'P'.
N_{P3} = Number of students who have given 3 marks to the point indicator 'P'.
N_{P2} = Number of students who have given 2 marks to the point indicator 'P'.
N_{P1} = Number of students who have given 1 mark to the point indicator 'P'.

Head of MLT Dept.
CIPS, CHARUSAT

Certified By:

REGISTRAR
CHAROTAR UNIVERSITY OF
SCIENCE & TECHNOLOGY
CHANGA - 388421, TA. PETLAD, DI. ANAND

In charge Principal
CIPS, CHARUSAT

CHAROTAR INSTITUTE OF PARAMEDICAL SCIENCE, CHARUSAT
STUDENT FEEDBACK ANALYSIS REPORT
AY 2019-2020

Student suggestions to improve the syllabus:

- No suggestions

Improvement Action Plan:

- Innovative practice of open book examination.
- Hands on training w.r.t to advance techniques in diagnostics
- Interdisciplinary research work should be focussed more.
- Laboratory development (Molecular testing lab) will help the student to learn new advance techniques and also benefit for the research support -
- Management f improving the students learning in lockdown period.

Certified By:

Head of MLT Dept.
CIPS, CHARUSAT

REGISTRAR
CHAROTAR UNIVERSITY OF SCIENCE & TECHNOLOGY
CHANGA - 388421, TA. PETLAD, DI. ANAND

In charge Principal
CIPS, CHARUSAT

CHAROTAR INSTITUTE OF PARAMEDICAL SCIENCE, CHARUSAT
STUDENT FEEDBACK ANALYSIS REPORT
AY 2019-2020

Date: 05/07/2020

Department: Medical Laboratory Technology
Program: BSMLT

Curriculum feedback quantitative analysis

Point No.	Curriculum Feedback Criteria	Grade (G) (10)
1.	Course structure	8.87
2	Depth of the course content	8.26
3	Learning values (in terms of skills, concepts, knowledge, analytical abilities, or broadening perspectives)	8.70
4	Compatibility with industry standards	8.43
5.	Compatibility with current global scenario of academics	8.17
6.	Compatibility with the real life situation	8.43
7.	The curriculum is sufficient to enable students for analysis of science challenges and identify the necessary solutions	8.70
8.	Sufficient reference material and books are available for the topics mentioned in the syllabus	8.26
9.	Overall Rating	8.87
Average Grade point (10)		8.52

Statistical process to analyse data

Grade for a point indicator 'P' is calculated as follows, on the scale of 10.

$G_P = [(5 * N_{P5} + 4 * N_{P4} + 3 * N_{P3} + 2 * N_{P2} + N_{P1})/N] * 2$

N = Number of students who have submitted response to the point indicator 'P'.

N_{P5} = Number of students who have given 5 marks to the point indicator 'P'.
N_{P4} = Number of students who have given 4 marks to the point indicator 'P'.
N_{P3} = Number of students who have given 3 marks to the point indicator 'P'.
N_{P2} = Number of students who have given 2 marks to the point indicator 'P'.
N_{P1} = Number of students who have given 1 mark to the point indicator 'P'.

Head of MLT Dept.
CIPS, CHARUSAT

Certified By:

REGISTRAR
CHAROTAR UNIVERSITY OF
SCIENCE & TECHNOLOGY
CHANGA - 388421, TA. PETLAD, DI. ANAND

In charge Principal
CIPS, CHARUSAT

CHAROTAR INSTITUTE OF PARAMEDICAL SCIENCE, CHARUSAT
STUDENT FEEDBACK ANALYSIS REPORT
AY 2019-2020

Student suggestions to improve the syllabus:

- No suggestions

Improvement Action Plan:

- More and more hands on practice and analysis of clinical specimens.
- Curriculum designing ~~for~~ as per suggestion of BOS members & department teaching faculty.
- Availability for e-learning resources.
- Laboratory development to learn more advance techniques.
- Increasing more library resource as per strength of students.

Head of MLT Dept.
CIPS, CHARUSAT

Certified By:

REGISTRAR
CHAROTAR UNIVERSITY OF SCIENCE & TECHNOLOGY
CHANGA - 388421, TA. PETLAD, DI. ANAND

In charge Principal
CIPS, CHARUSAT

CHAROTAR INSTITUTE OF PARAMEDICAL SCIENCE, CHARUSAT
STUDENT FEEDBACK ANALYSIS REPORT
AY 2019-2020

Date: 1/07/2020

Department: Medical Imaging Technology
Program: BMIT

Curriculum feedback quantitative analysis

Point No.	Curriculum Feedback Criteria	Grade (G) (10)
1.	Course structure	8.00
2	Depth of the course content	7.73
3	Learning values (in terms of skills, concepts, knowledge, analytical abilities, or broadening perspectives)	7.77
4	Compatibility with industry standards	7.57
5.	Compatibility with current global scenario of academics	7.53
6.	Compatibility with the real life situation	7.43
7.	The curriculum is sufficient to enable students for analysis of science challenges and identify the necessary solutions	7.57
8.	Sufficient reference material and books are available for the topics mentioned in the syllabus	7.53
9.	Overall Rating	7.83
Average Grade point (10)		7.66

Statistical process to analyse data

Grade for a point indicator 'P' is calculated as follows, on the scale of 10.

$G_P = [(5 * N_{P5} + 4 * N_{P4} + 3 * N_{P3} + 2 * N_{P2} + N_{P1})/N] * 2$

N = Number of students who have submitted response to the point indicator 'P'.

N_{P5} = Number of students who have given 5 marks to the point indicator 'P'.
N_{P4} = Number of students who have given 4 marks to the point indicator 'P'.
N_{P3} = Number of students who have given 3 marks to the point indicator 'P'.
N_{P2} = Number of students who have given 2 marks to the point indicator 'P'.
N_{P1} = Number of students who have given 1 mark to the point indicator 'P'.

Certified By:

Head of MIT Dept.
CIPS, CHARUSAT

REGISTRAR
CHAROTAR UNIVERSITY OF
SCIENCE & TECHNOLOGY
CHANGA - 388421, TA. PETLAD, DI. ANAND

In charge Principal
CIPS, CHARUSAT

PRINCIPAL
CHAROTAR INSTITUTE OF PARAMEDICAL SCIENCE
CHARUSAT CAMPUS, CHANGA
AT. CHANGA - 388 421
TA. PETLAD, DIST. ANAND (GUJARAT)

CHAROTAR INSTITUTE OF PARAMEDICAL SCIENCE, CHARUSAT
STUDENT FEEDBACK ANALYSIS REPORT
AY 2019-2020

Student suggestions to improve the syllabus:

- No suggestions

Improvement Action Plan:

- Improvement plans as per the suggestions of Parent bitch - stakeholders.
- Curriculum redesigning as per the advancement in imaging technologies
- Introduction of some value added course to enrich our students

Certified By:

Head of MIT Dept.
CIPS, CHARUSAT

REGISTRAR
CHAROTAR UNIVERSITY OF SCIENCE & TECHNOLOGY
CHANGA - 388421, TA. PETLAD, DI. ANAND

In charge Principal
CIPS, CHARUSAT

CHAROTAR INSTITUTE OF PARAMEDICAL SCIENCES
CHARUSAT CAMPUS, CHANGA
AT. CHANGA - 388 421
TA. PETLAD, DIST. ANAND

CHAROTAR INSTITUTE OF PARAMEDICAL SCIENCE, CHARUSAT
STUDENT FEEDBACK ANALYSIS REPORT
AY 2019-2020

Date: 10/07/2020

Department: Operation theatre and Anaesthesia technology
Program: BOTAT

Curriculum feedback quantitative analysis

Point No.	Curriculum Feedback Criteria	Grade (G) (10)
1.	Course structure	8.40
2	Depth of the course content	8.08
3	Learning values (in terms of skills, concepts, knowledge, analytical abilities, or broadening perspectives)	7.92
4	Compatibility with industry standards	7.84
5.	Compatibility with current global scenario of academics	8.00
6.	Compatibility with the real life situation	7.88
7.	The curriculum is sufficient to enable students for analysis of science challenges and identify the necessary solutions	8.00
8.	Sufficient reference material and books are available for the topics mentioned in the syllabus	7.48
9.	Overall Rating	8.12
Average Grade point (10)		7.97

Statistical process to analyse data

Grade for a point indicator 'P' is calculated as follows, on the scale of 10.

$G_P = [(5 * N_{P5} + 4 * N_{P4} + 3 * N_{P3} + 2 * N_{P2} + N_{P1})/N] * 2$

N = Number of students who have submitted response to the point indicator 'P'.

N_{P5} = Number of students who have given 5 marks to the point indicator 'P'.
N_{P4} = Number of students who have given 4 marks to the point indicator 'P'.
N_{P3} = Number of students who have given 3 marks to the point indicator 'P'.
N_{P2} = Number of students who have given 2 marks to the point indicator 'P'.
N_{P1} = Number of students who have given 1 mark to the point indicator 'P'.

Head of OTAT Dept.
CIPS, CHARUSAT

Certified By:

REGISTRAR
CHAROTAR UNIVERSITY OF
SCIENCE & TECHNOLOGY
CHANGA - 388421, TA. PETLAD, DI. ANAND

In charge Principal
CIPS, CHARUSAT

CHAROTAR INSTITUTE OF PARAMEDICAL SCIENCE, CHARUSAT
STUDENT FEEDBACK ANALYSIS REPORT
AY 2019-2020

Student suggestions to improve the syllabus:

- Prepare students with general knowledge also in practicals
- It's all good in over institute
- No everything is fine
- Lack of awareness regarding field

Improvement Action Plan:

- Improvement will be implemented as per student suggestions (Passed out batch)
- As we have established skill lab for the clinical training which ~~allows~~ ideally creating an atmosphere like operation theatre ~~that~~ that allows the students to do repeated and risk-free practice.
- We have upgraded our library with new editions books.
- Awareness regarding field will be improved by the career guidance from the expertee. (Resource person)
- Career guidance can be introduced to the newly admitted students during orientation program and also during the consecutive academic years by organizing seminars from the Resource person.

Certified By:

Head of OTAT Dept.
CIPS, CHARUSAT

REGISTRAR
CHAROTAR UNIVERSITY OF SCIENCE & TECHNOLOGY
CHANGA - 388421, TA. PETLAD, DI. ANAND

In charge Principal
CIPS, CHARUSAT

CHARUSAT

CHAROTAR UNIVERSITY OF SCIENCE AND TECHNOLOGY
CHAROTAR INSTITUTE OF PARAMEDICAL SCIENCES
AY 2019-2020

CIPS

Curriculum feedback analysis and action taken report

Sr. No.	Stakeholder	Feedback	Action Taken
1	Clinicians	Rigorous clinical internship	Faculty monitored trainee's learning during clinical posting. They assessed their log book and frequently encountered their observed case studies. Finally students presented their case studies.
2	Employers	Basic fundamental skills in medical practice needed to be more strengthened. Soft skill development	Skill lab developed within institute and started for first year students. Skill development plan undertaken by arranging webinars from clinical and industrial experts. Students were counselled and benefitted. Students were prepared for competitive examination by organizing expert lecture series. Students were encouraged to participate in online soft skill courses.
3	Academic peers	Syllabus content must be dependent on UG and PG level Internal passing marks should be 50% to inculcate a sense of hardworking in students.	Syllabus content is as per UG and PG level. Time to time counselling scheduled to monitor the progress of each student. Extra assignments and re-examination scheduled for student improvement.

Certified By:

REGISTRAR
CHAROTAR UNIVERSITY OF
SCIENCE & TECHNOLOGY
CHANGA - 388421, TA. PETLAD, DI. ANAND

4.	Research scientists	Students must be motivated for higher studies.	Students are motivated for higher education. Institutional Research program started for the growth of PG students. UG students are also encouraged in research activities. Students are motivated to participate in conference proceedings. Students are also encouraged for the online course of research methodology and clinical ethics.
5.	CHARUSAT teachers	Regular skill improvement by regular clinical internship for UG students and summer internship or clinical training for PG students. Clinical internship must be research oriented.	Students guided in institutional skill labs and through clinical posting in odd semester. Optometry internship year revised in the teaching curriculum and two courses focusing for internship and research project were introduced. A guiding internship booklet is also prepared and implemented. As per students interest, faculty guided to select research project.
6.	Parents	Library accessibility and clinical posting	Library resources are available. Students were allowed to take books during lockdown phase.

Certified By:

REGISTRAR
CHAROTAR UNIVERSITY OF
SCIENCE & TECHNOLOGY
CHANGA - 388421, TA. PETLAD, DI. ANAND

7.	Alumni	More practical and clinical exposure need.	Three month clinical training scheduled for one batch of PG students and the practice will be continued after overcoming this pandemic situation.
8.	Recently Passed out students	Students were satisfied but they missed some clinical exposure due to lockdown phase in COVID-19 pandemic.	Practical learning will be approached in one or two week hands on training program. Students will be encouraged to take advantage of clinical posting by following standard precautions.
9.	Present students	More awareness regarding field needed. More books in library required.	Collaborative activities with clinic and optical industries for skill development of our students encouraged. Orientation program is cheered with the guidance of the clinical and industrial experts. Library resources are reinforced as per student strength. Students were allowed to take books during lockdown phase.

Dr. Darshan H. Patel
Principal
CIPS, CHARUSAT

CHAROTAR INSTITUTE OF PARAMEDICAL SCIENCES
CHARUSAT CAMPUS, CHANGA

Certified By:
REGISTRAR
CHAROTAR UNIVERSITY OF SCIENCE & TECHNOLOGY
CHANGA - 388421, TA. PETLAD, DI. ANAND

Charotar University of Science and Technology
Faculty of Medical Sciences
Charotar Institute of Paramedical Sciences (CIPS)

Instrumentation Facility

Operation Theatre and Anaesthesia Laboratory (OTAT Lab)

Room No – 334A (3rd floor CIPS)

The list of equipment available under the facility are as follows –

Sl. No.	Name of equipment/ Instrument	Department	Year of establishment/ procurement
1	Laryngoscope	OTAT	2019 - 2020
2	T- Piece	OTAT	2019 - 2020
3	Reservoir Bag	OTAT	2019 - 2020
4	Magill's Forcep	OTAT	2019 - 2020
5	Lignocaine gel	OTAT	2019 - 2020
6	Oropharyngeal Airway	OTAT	2019 - 2020
7	Nasal Airway	OTAT	2019 - 2020
8	Endotracheal Tube	OTAT	2019 - 2020
9	LMA	OTAT	2019 - 2020
10	Ryle's Tube	OTAT	2019 - 2020
11	Face mask	OTAT	2019 - 2020
12	IV cannula	OTAT	2019 - 2020
13	Syringes	OTAT	2019 - 2020
14	Dynaplast	OTAT	2019 - 2020
15	Bain's circuit	OTAT	2019 - 2020
16	Black rubber mask	OTAT	2019 - 2020
17	IV fluids	OTAT	2019 - 2020
18	Stethoscope	OTAT	2019 - 2020
19	Sphygmomanometer	OTAT	2019 - 2020

Certified By:

REGISTRAR
CHAROTAR UNIVERSITY OF
SCIENCE & TECHNOLOGY
CHANGA - 388421, TA. PETLAD, DI. ANAND

Charotar University of Science and Technology
Faculty of Medical Sciences
Charotar Institute of Paramedical Sciences (CIPS)

Photograph of the Facility

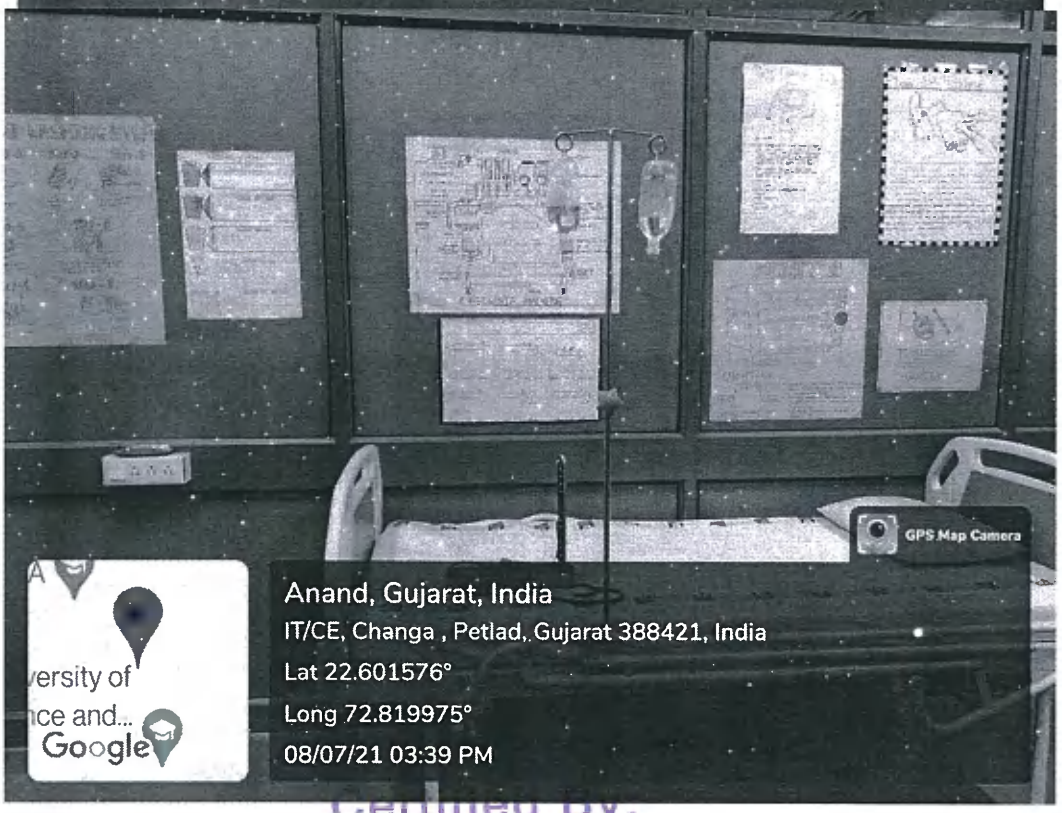

Certified By:

REGISTRAR
CHAROTAR UNIVERSITY OF
SCIENCE & TECHNOLOGY
CHANGA - 388421, TA. PETLAD, DI. ANAND

Description:

Sr. No	Name of the equipment	Specification	Clinical Use
1	Laryngoscope	It comprises of two parts- Handle and blade; Blades differ for age. Company Name: VINJOH	Used for laryngoscopy, facilitates endotracheal intubation.
2	T- Piece	It is a connector from circuit to endotracheal tube Company Name: VINJOH	Used for breathing of patient which provides bridging of tube and circuit.
3	Reservoir Bag	Reserves exhaled air from the patient end Company Name: VINJOH	Used for resuscitation purpose.
4	Magill's Forceps	Forceps used for facilitating intubation	Used for foreign body removal if there is an obstruction
5	Lignocaine gel	Surface anaesthesia Company Name: NEON	Used as a lubricant during catherization
6	Oropharyngeal Airway	Facilitates intubation Company Name: Romson's	Avoids tongue fall which can cause airway obstruction
7	Nasal Airway	Facilitates Intubation Company Name: Romson's	Used during oral surgery
8	Endotracheal Tube	Facilitates intubation and airway management Company Name: Rusch	Used during ventilator use and for general anaesthesia
9	LMA	Laryngeal mask airway, Superficial airway facilitation Company Name: Romson's	Used for airway management.
10	Ryle's Tube	Feeding/ Nutrition Company Name: Romson's	Provides feeding and nutrition when patient is on ventilator
11	Face mask	Used to provide 100% oxygenation Company Name: Romson's	Majorly used during premedication
12	IV cannula	Intravenous access Company Name: NIPRO	Used to give drugs and iv fluids
13	Syringes	Two parts- body and needle Company Name: NIPRO	Used to give drugs.
14	Dynaplast	To cover wounds and sutures Company Name: BENDEXT	Used to cover wounds and sutures post operatively
15	Bain's circuit	Breathing circuit Company Name: VINJOH	Used as a breathing circuit when patient is under general anaesthesia, used to give inhalation drugs
16	Black rubber mask	Rubber mask for proper seal Company Name: Romson's	Used during premedication for 100% oxygenation, provides better sealing and

Certified By:

REGISTRAR
CHAROTAR UNIVERSITY OF
SCIENCE & TECHNOLOGY
CHANGA - 388421, TA. PETLAD, DI. ANAND

			less leakage. Low dead space
17	IV fluids	RL, NS, DNS and Colloids Company Name: Claris Otuska	Used to avoid dehydration and facilitates surgery and anaesthesia
18	Stethoscope	To check sounds within the body Company Name: DIAMOND	Helps in collection of heart beats, blood pressure, wheezing and hoarseness
19	Sphygmomanometer	Blood pressure measurement Company Name: DIAMOND	To measure blood pressure manually

Certified By:

REGISTRAR
CHAROTAR UNIVERSITY OF
SCIENCE & TECHNOLOGY
CHANGA - 388421, TA. PETLAD, DI. ANAND

CHARUSAT
CHAROTAR UNIVERSITY OF SCIENCE AND TECHNOLOGY

CIPS
CHARUTAR INSTITUTE OF PHARMACEUTICAL SCIENCES

A Report on Online Module radiology upskilling certification program conducted by Siemens Healthineers in Collaboration of Department of Medical Imaging

SIEMENS Radiology upskilling program for Allied Health Science Students was to utilize the duration of Lockdown due to Covid-19 outbreak for continuing the teaching- learning process, so the Department of Medical Imaging Technology and Siemens Healthcare Co- organized 5 days Online Module Programme form 15th April 2020 to 20th April 2020.The module series were conducted as the part of Radiology upskilling program for Medical Imaging Students. The program was coordinated by Dolly sharma from Department of Medical Imaging Technology,CIPS and Aiswariya sampathkumar from siemens healthineers.

The main objectives of the Module programme was to provide the necessary platform to the Allied Health Science - Medical imaging students to get them prepared for drawing their own career path by refreshing their knowledge about the basics and advancements in Medical Imaging Industry and the best safe practice in Clinical Industry. The program was curated by the industry experts from Siemens Healthcare to enable the students to become industry ready. The program was mainly aimed at pre-final year and final year students from Medical Imaging department.

The Modules were conducted under following topics -

1.Basic Physics for the Radiographer Online Training – OUS

2.Fluoroscopy: Past and Present Online Training - OUS

3.Radiography: Past and Present Online Training - OUS

4.MULTIX Impact Hardware Overview Online Training

5.MULTIX Impact Safety Online Training

Certified By:

REGISTRAR
CHARUTAR UNIVERSITY OF
SCIENCE & TECHNOLOGY
CHANGA - 388421, TA. PETLAD, DI. ANAND

CHARUSAT
CHAROTAR UNIVERSITY OF SCIENCE AND TECHNOLOGY

CIPS
CHAROTAR INSTITUTE OF PARAMEDICAL SCIENCES

SIEMENS Healthineers

Radiology Upskilling Program Certification

Enhance your skillsets

Level 1 Certification*

Enhance your Radiology skillsets during this lockdown period with Siemens Healthineers

Learn on your schedule
Self-paced learning - Learn whenever and wherever you are.

Get real employable skills
Quality curriculum designed by industry, to facilitate learning of high-impact skills that the market demands.

Get a value in job market
Complete this Level and get a chance to progress quickly to the higher levels to boost your career prospects and job applications.

Curriculum

Module 1	Module 2	Webinar	Module 3	Webinar
• Basics & functionality of X-Ray • Deep Dive into Digital Radiography • Completion	• Basics of CT Scanners • Deepdive into CT Scans & its functionality • Completion	• By industry experts on: X-Ray CT Scanner	• MR Basics • Deepdive into MR scans & its functionality • MR Safety • Evaluation	MR Scanner Ask the expert on What's Next and Learn for Tomorrow

Progress to Level 2- Radiology Specialization Course

Certified By:

* The fees for the Certification is INR 2000 per participant. The fees is waived off till April 30, 2020 as an initiative for Online Education during Covid-19 Lockdown

REGISTRAR
CHAROTAR UNIVERSITY OF
SCIENCE & TECHNOLOGY
CHANGA - 388421, TA. PETLAD, DI. ANAND

The Module programme started from 15th April 2020. A total of 63 students from B.Sc. Medical Imaging Technology, i.e. Final and pre- final year students registered for Module. The Modules were conducted for 1 hours each day by different industry experts and Clinical Experts. The programme were conducted viaonline platform i.e.PEP Connect by Siemens Healthineers, from 11:00 AM to 12:00 PM everyday.

On the end of the each modules, a Question and Answer session was carried out and Certificates were issued to those who had successfully completed the modules.

Certified By:

REGISTRAR
CHAROTAR UNIVERSITY OF
SCIENCE & TECHNOLOGY
CHANGA - 388421, TA. PETLAD, DI. ANAND

Charotar University of Science & Technology
Common Entrance Preparation Cell (CEPC)
Charotar Institute of Paramedical Sciences (CIPS)
Department of Medical Laboratory Technology

A lecture series has been organised by CEPC CIPS with a motive to interact with the experts of the field and understand the dichotomy of the education in university and in practical laboratories and industries, the lecture would comprise of analytical thoughts and key observations of the resource person which would help every students to understand the building of case in question oriented to attempt in Entrance examinations.

All the students (UG/PG/Ph.D.) are directed to interact with the Resource persons and ask analytical question so improvise understanding within themselves and fellow participants.

Sr. No.	Date	Time	Resource Person
1.	24/01/2020	10.00 am	Dr. Dhara Patel- CIPS- CHARUSAT
2.	24/01/2020	1.00 pm	Dr. Nilesh Pandey, PDPIAS
3.	25/01/2020	10.00 am	Dr. Kiran Patel, PDPIAS
4.	25/01/2020	1.00 pm	Dr. Tejas Gohil, SAG-NDDB
5.	27/01/2020	10.00 am	Dr. Gayatri Dave, PDPIAS
6.	28/01/2020	10.00 am	Dr. Krishna Mohan Singh, Unipath- Ahmedabad
7.	28/01/2020	2.00 pm	Dr. Meghna Patel, Shri PM Patel Institute, Anand
8.	29/01/2020	10.00 am	Dr. Vaibhav Patel, PDPIAS
9.	29/01/2020	1.00 pm	Dr. Darshan Patel, CIPS- CHARUSAT
10.	30/01/2020	10.00 am	Debayan Baidya, CIPS- CHARUSAT

A definite attendance is must, and I am in the belief that every lecture would get you understanding that your education would take you miles with practical knowledge and would imbibe the analytical thoughts and research quotient within yourself. Take Maximum benefit out of the sessions provided.

Regards

Dr. Darshan Patel
Principal- CIPS

PRINCIPAL
CHAROTAR INSTITUTE OF PARAMEDICAL SCIENCES
CHARUSAT CAMPUS, CHANGA
AT. CHANGA - 388 421
TA. PETLAD, DIST. ANAND (GUJARAT)

CHAROTAR INSTITUTE OF PARAMEDICAL SCIENCES
CHARUSAT CAMPUS CHANGA

Certified By:

REGISTRAR
CHAROTAR UNIVERSITY OF SCIENCE & TECHNOLOGY
CHANGA - 388421, TA. PETLAD, DI. ANAND

Charotar Institute of Paramedical Sciences
Charotar University of Science and Technology
Common Entrance Preparation Cell (CEPC)
Lecture Series Report

A series of lectures were conducted on the basis of CSIR NET Life Science syllabus, Nine Faculties experts in their domains took interactive lectures with the aspirants of entrances examination with unconventional practical oriented teaching pedagogy mentioned by CEPC team. The lectures were real life experience of the experts in the domain of life science and their own work the average time was provided is 120 minutes for every faculty to interact with the pupil.

Faculties from University:

Name	Dr. Dhara Patel
Qualification	M.Sc. PhD (Biochemistry)
Designation	Assistant Professor & Head MLT
Topic Delivered	Principles of Immunology and Techniques of Pathology on basis of CSIR NET syllabus
Date	24/01/2020 (10:00 onwards)



Name	Dr. Darshan Patel
Qualification	M.Sc. PhD (Biochemistry)
Designation	Associate Professor & Principal CIPS
Topic Delivered	Protein- Protein Interaction and Protein Biology
Date	03/02/2020 (10:00 am onwards)

Name	Dr. Gayatri Dave
Qualification	M.Sc. PhD (Microbiology) NET
Designation	Assistant Professor & Head Biological Sciences PDPIAS
Topic Delivered	Fundamentals of developmental Biology & Classical Genetics
Date	05/02/2020 (11:00 am onwards)

Certified By:

REGISTRAR
CHAROTAR UNIVERSITY OF
SCIENCE & TECHNOLOGY
CHANGA - 388421, TA. PETLAD, DI. ANAND

	Name	Dr. Kiran Kumar G. Patel
	Qualification	M.Sc. PhD (Biotechnology), ARS NET
	Designation	Assistant Professor PDPIAS- Biological Sciences
	Topic Delivered	Principles of Genetic Engineering & Polymerase Chain Reaction
	Date	25/01/2020 (10:00) onwards

	Name	Dr. Nilesh Pandey
	Qualification	M.Sc. PhD (Molecular Oncology)
	Designation	Assistant Professor CIPS-MLT
	Topic Delivered	Hall Marks of Cancer
	Date	24/01/2020 (01:00 pm onwards)

	Name	Mr. Debayan Baidya
	Qualification	M.Sc Genetics, Ph.D (Pursuing), GCET
	Designation	Lecturer
	Topic Delivered	Ecology, Evolution & Animal Behaviour
	Date	29/01/2020 (02:00 pm onwards)

Experts from Outside:

	**Name**	Dr. Krishna Mohan Singh
	Qualification	M.Sc. PhD (Biotechnology)
	Designation	Head Molecular Biology Division- Unipath Laboratories, Ahmedabad.
	Topic Delivered	Molecular Genomics and Application of Molecular Knowledge in Market.
	Date	28/01/2020 (10:00am onwards)

	Name	Dr. Meghna Patel
	Qualification	M.Sc. PhD (Medical Microbiology), NET,GCET
	Designation	Assistant Professor & Principal, PM Patel Institute of Paramedical Sciences
	Topic Delivered	Pedigree Analysis
	Date	28/01/2020 (10:00am onwards)

Certified By:

REGISTRAR
CHAROTAR UNIVERSITY OF
SCIENCE & TECHNOLOGY
CHANGA - 388421, TA. PETLAD, DI. ANAND

Name	Dr. Tejas Gohil
Qualification	M.Sc. PhD (Biochemistry), NET LS
Designation	Scientist (Sabarmati Goushala- NDDB)
Topic Delivered	Molecular Genomics and application in Diagnostics and Biological Insdustries
Date	25/01/2020 (02:00pm onwards)

An average of 45 students in each sessions was observed in every lectures, the domain of students were from UG,PG, Ph.D and Faculties of MLT departments. The lectures were interactive and full of experiences of the experts detailing very minute observations on the examination point of view and highlighting the dichotomy between the theoretical and practical knowledge.

A token of appreciation, an appreciation letter and TA/DA were provided from faculties and experts of out institutes (Apart from CIPS) from the fund allocated to CEPC Funds by the university.

Lecture 10: Ecology, Evolution & Animal Behavior Date: 30/01/2020

A discussion was done from the experts from outside, an offer for visit was suggested by Dr. Krishna Mohan Singh for all the Aspirants to his laboratory and Dr. Meghna Patel gifted a book to CIPS-CEPC of Genetics published by her for a reference for our students.

Certified By:

REGISTRAR
CHAROTAR UNIVERSITY OF
SCIENCE & TECHNOLOGY
CHANGA - 388421, TA. PETLAD, DI. ANAND

We intend to conduct more lectures of this domain to enhance the knowledge and understanding an interactive mode of unconventional teaching and hope for students to opt for nationalized examination and avail fellowships for higher studies.

Debayan Baidya

Coordinator- CEPC
CIPS- CHARUSAT

Dr. Darshan Patel

Associate Professor & Principal
CIPS CHARUSAT

Certified By:

REGISTRAR
CHARUTAR UNIVERSITY OF
SCIENCE & TECHNOLOGY
CHANGA - 388421, TA. PETLAD, DI. ANAND

Charotar Institute of Paramedical Sciences

Competitive Examination Preparation Cell

Charotar Institute of Paramedical Sciences

Attendance List 24/01/2020

Sr.	Attendees	Attendance
1.	Hiral Savaliya	-Yes-
2.	Himisha Shah	-Yes-
3.	Niyati Purandare	-Yes-
4.	Jeel Gohil	-Yes-
5.	Himani Patel	-Yes-
6.	Riddhi Patel	-Yes-
7.	Drashti Prajapati	-Yes-
8.	Vishwa Kapatel	-Yes-
9.	Mihir Trivedi	-Yes-
10.	Zala Divyanshi	-Yes-
11.	Vedanti Patel	-Yes-
12.	Chandni Patel	-Yes-
13.	Amrita Verma	-Yes-
14.	Suchita Jha	-Yes-
15.	Purva Kapupara	-Yes-
16.	Janvi Patel	-Yes-
17.	Riya Patel	-Yes-
18.	Twinkle Navadiya	-Yes-
19.	Anshuya Pandit	-Yes-
20.	Radhika Kaneriya	-Yes-
21.	Aafrin Sati	-Yes-
22.	Amita V. Patel	-Yes-
23.	Leyon Selvin Raj	-Yes-
24.	Mansi Derasari	-Yes-
25.	Flesha Prajapati	-Yes-
26.	Garva Patel	-Yes-
27.	Yash Patel	-Yes-
28.	Riya Patel	-Yes-
29.	Patel Jahanvi	-Yes-
30.	Patel Riddhi	-Yes-
31.	Nandini Patel	-Yes-
32.	Kajal Ahir	-Yes-
33.	Ashvi Patel	-Yes-
34.	Karishma Thakkar	-Yes-
35.	Pooja Choudhari	-Yes-
36.	Prachi Parekh	-Yes-
37.	Ayushi Patel	-Yes-
38.	Maahi Patel	-Yes-
39.	Rishil Patel	-Yes-
40.	Mansi Thakkar	-Yes-
41.	Anjani Tiwari	-Yes-
42.	Jignasa Bera	-Yes-
43.	Dipti Dholu	-Yes-
44.	Dharti Patel	-Yes-
45.	Dimpi Patel	-Yes-
46.	Prapti Patel	-Yes-

Certified By:

Dr. REGISTRAR
CHAROTAR UNIVERSITY OF
SCIENCE & TECHNOLOGY
CHANGA - 388421, TA. PETLAD, DI. ANAND

47.	Kajal Patel	-Yes-
48.	Shweta Abhangi	-Yes-
49.	Mittal Sanghani	-Yes-
50.	Patel Vaibhavi	-Yes-
51.	Kushani Bhaine	-Yes-

Dr. Darshan Patel
Principal

Debayan Baidya
Coordinator- CEPC

Certified By:

REGISTRAR
CHAROTAR UNIVERSITY OF
SCIENCE & TECHNOLOGY
CHANGA - 388421, TA. PETLAD, DI. ANAND

CIPS
CHAROTAR INSTITUTE OF PARAMEDICAL SCIENCES

Annual Report

Academic Year: 2019-2020

CHARUSAT
CHAROTAR UNIVERSITY OF SCIENCE AND TECHNOLOGY
Accredited with "A" grade by NAAC, Govt. of India

Certified By:

REGISTRAR
CHAROTAR UNIVERSITY OF
SCIENCE & TECHNOLOGY
CHANGA - 388421, TA. PETLAD, DI. ANAND

CIPS JOURNEY SO FAR...

Charotar Institute of Paramedical Sciences (CIPS), a constitute of CHARUSAT, was established in the year 2016 with an aim to create next generation skilled health care professionals through quality education, extensive Clinical training to provide utmost excellence in health care delivery and Community services.

CIPS offers 4 undergraduate (UG) programs naming Bachelor of Science in Medical Imaging Technology (BMIT), Bachelor of Science in Operation Theater and Anesthesia Technology (BOTAT), Bachelor of Optometry (BOP) and Bachelor of Science in Medical Laboratory Technology (BSMLT) and one PG (postgraduate) program MSMLT (Master of Science in Medical Laboratory Technology).
The UG programs are of four year duration (3 year of Academics and 1 year of clinical internship) and the PG program is of 2 year duration (1 year academics and 1 year research)

During this academic year 2019-2020, CIPS introduced one doctoral program under faculty of medical science. The students are admitted under specialization of Operation Theater and Anesthesia Technology and Medical Laboratory Technology (DROTAT & DRMLT).

Vision:

"To be a leading institute in the field of Allied Health Sciences with amalgamation of best practices of Education, Research and Patient care."

Mission:

"To prepare skilled allied health care professional by high standard of education delivery, extensive clinical exposure and research.

Certified By:

REGISTRAR
CHAROTAR UNIVERSITY OF
SCIENCE & TECHNOLOGY
CHANGA - 388421, TA. PETLAD, DI. ANAND

Admission Criteria

Eligibility criteria for all UG programs is ≥50% in PCB of 12th class and more than 60% students enrolled with more than 50% PCB marks

Eligibility criteria for PG program is ≥5 CGPA in UG and all students enrolled with 5 CGPA and above.

Program offered and students enrolled:

Eighty five students enrolled in the academic year 2019-2020.

Program	Sanctioned intake (2019-20)	Student intake (2019-20)
BMIT	30	23
BOTAT	30	23
BOP	20	14
BSMT	40	18
MSMLT	30	7
TOTAL	150	85

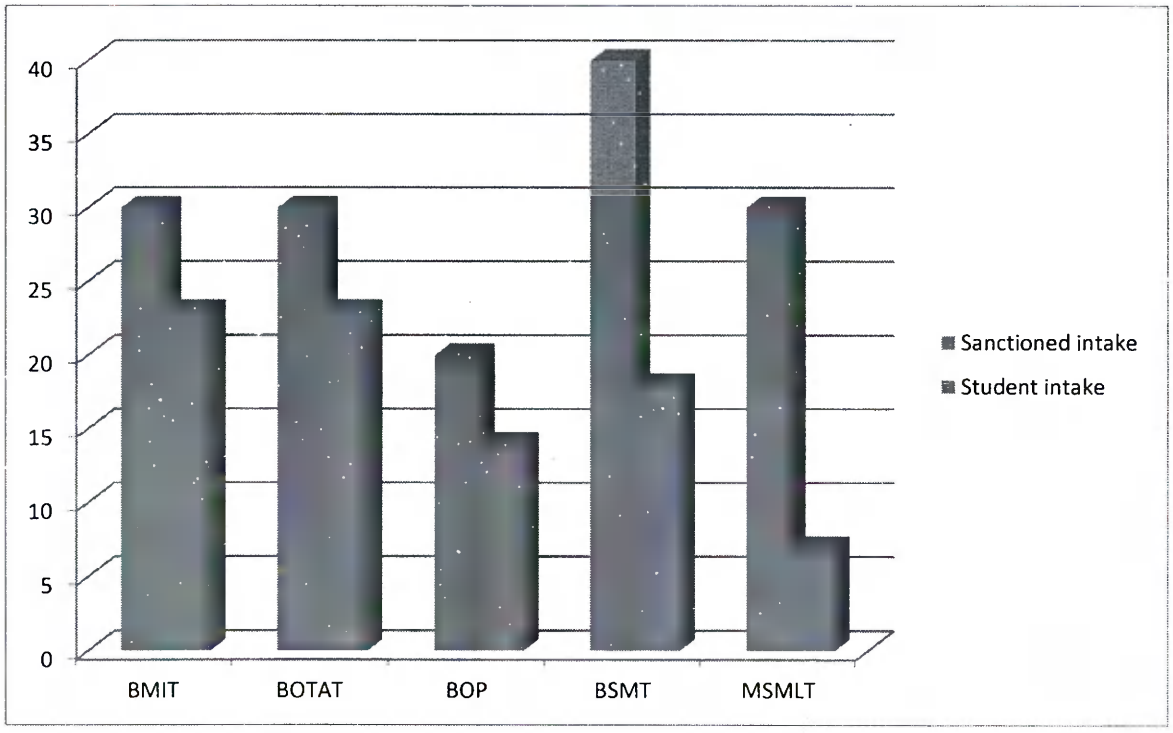

Certified By:

REGISTRAR
CHARUTAR UNIVERSITY OF
SCIENCE & TECHNOLOGY
CHANGA - 388421, TA. PETLAD, DI. ANAND

Total Student Strength & Diversity:

Program	Total number of students	Male student	Female Students	No. of students from Within State (Including male & female)	No. of students from Outside State (Including male & female)	No. of students from Outside Country (Including male & female)
UG	265	69	196	253	9	3
PG	26	2	24	26	0	0

Faculty Strength

Total number of Staff: 17

- Teaching: 12
- Non-teaching: 04
- Admin: 01

Faculty recruited: 06

Five more specialized teaching faculties and one clinical instructor recruited with the domain knowledge and technical skills to impart and fulfill the student's key essential with our mission.

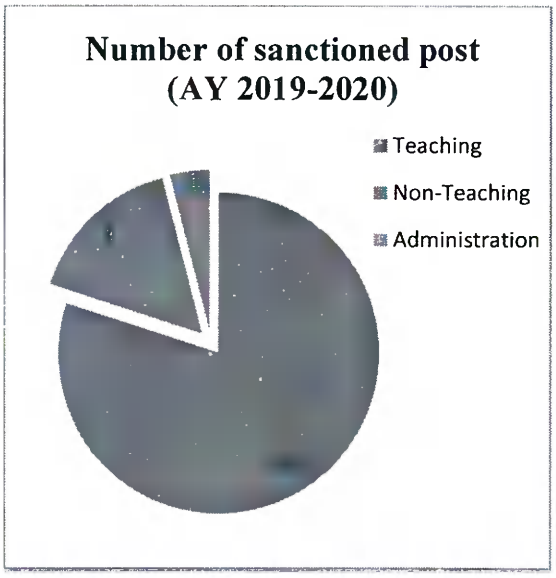

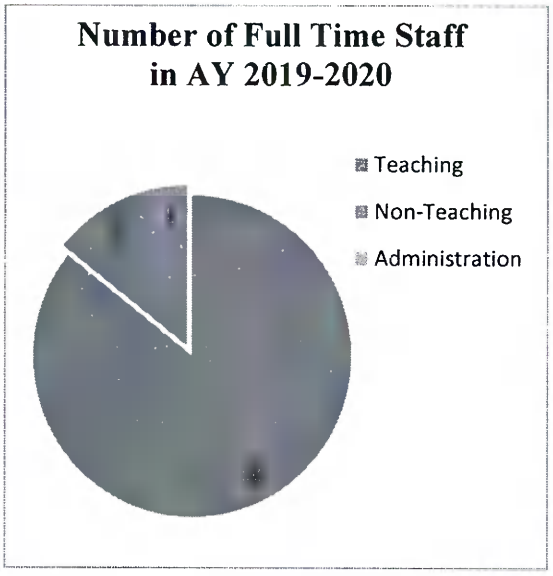

Certified By:
REGISTRAR
CHAROTAR UNIVERSITY OF
SCIENCE & TECHNOLOGY
CHANGA - 388421, TA. PETLAD, DI. ANAND

Bifurcation of teaching faculty





Alumini details of last passed out batch

- Out of ten passed out students, six are placed in healthcare organizations, one became enterpreneur and one opted for higher studies and pursuing PhD in medical laboraotyr technology. Healthcare organization are Dr. N.D.Desai Faculty of Medical Science & Research, Dharamsinh Desai University, Nadiad and CHRF.

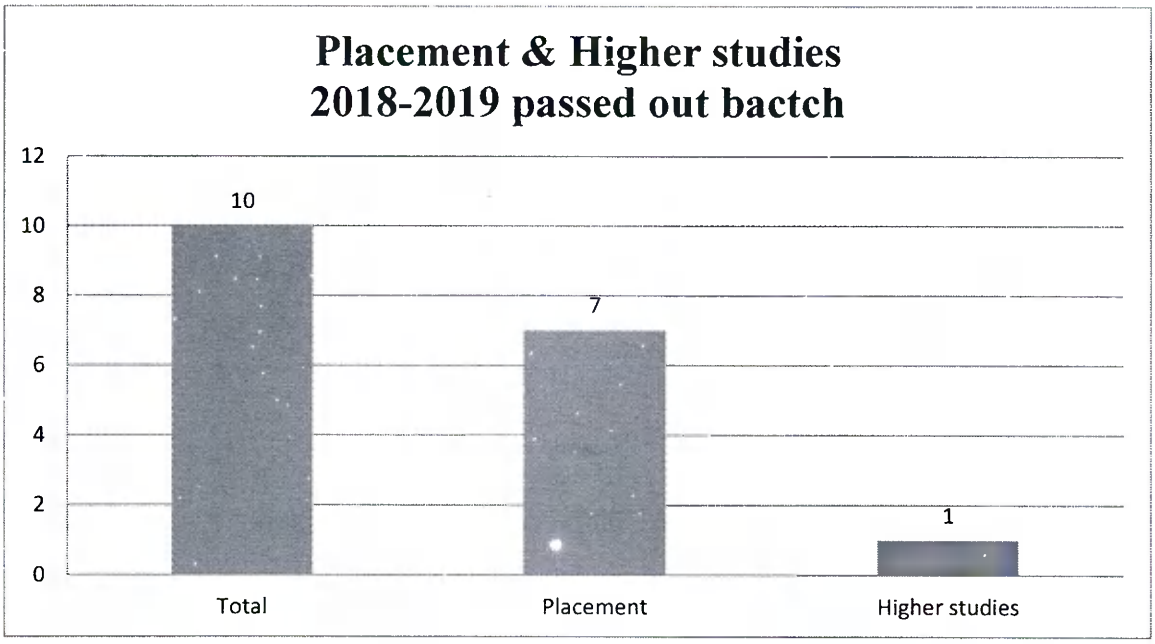

Certified By:

REGISTRAR
CHARUTAR UNIVERSITY OF
SCIENCE & TECHNOLOGY
CHANGA - 388421, TA. PETLAD, DI. ANAND

Curriculum Development

Teaching curriculum

- The core syllabus and teaching schemes were initially adopted from the national guidelines Ministry of Healthcare and Family Welfare (MoHFW), Allied Health Section 2015-2016.

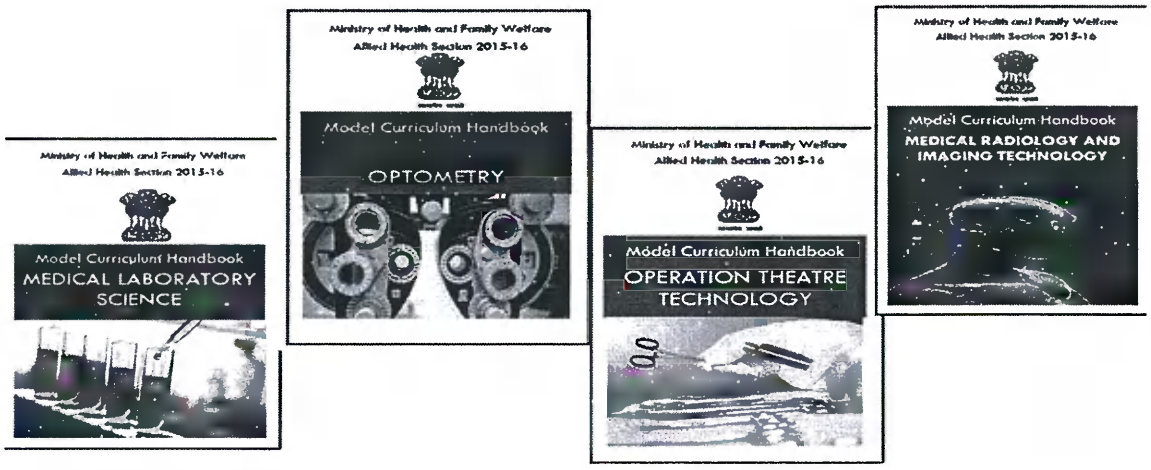

- The choice based credit system learning adopted from the university.
- Therefore, the entire syllabus in all the programs of the institute is divided into three major components like:

  1. Core subjects
  2. Allied courses
  3. Elective, Soft skills & humanities

- Feedback from different stakeholders taken, analyzed and appropriate action taken for curriculum development.
  - For strengthening the professional proficiency, skill labs developed for BOTAT first year students.
  - For improving thinking abilities, the clinical internship revised with research projects.
  - The orientation program is cheered with the guidance of clinical and industrial experts for field awareness.

Certified By:

REGISTRAR
CHAROTAR UNIVERSITY OF
SCIENCE & TECHNOLOGY
CHANGA - 388421, TA. PETLAD, DI. ANAND

Teaching Learning Evaluation

Teaching learning practices:

- **Outside Clinical postings**
  - Teaching curriculum framed with more number of clinical hours to train students for clinical services and patient care.
  - Practically involvement in the clinical and laboratory practices under the guidance of Doctors of respective discipline
  - Developing linkages and MOUs with advanced laboratories and hospitals for the clinical posting and internship of our students.
  - Follow up of the internees and their monthly reporting
- **Project work for the undergraduates**
- **Open Book Examination**
- **Case studies and Presentations**
- **Group discussion**
- **Seminar**
- **Series of Guest lecture and interactive session with expertee focusing to the higher studies, research work and employability of students**
- **Regular classes for competitive examinations**
- **Encouragement for participation in professional workshop**

MOU s signed: 02

- X-ray house
- Shreejii Imaging center

No. of linkages developed for clinical posting:

- X-ray House, Anand, Gujarat
- Maha Gujarat Hospital, Nadiad, Gujarat
- Subham Clinical Laboratory, Surat, Gujarat

Certified By:

REGISTRAR
CHARUTAR UNIVERSITY OF
SCIENCE & TECHNOLOGY
CHANGA - 388421, TA. PETLAD, DI. ANAND

- Gujarat Adani Institute of Medical Sciences (GAIMS) and G.K. general Hospital, Bhuj, Gujarat
- Krishna Medical Hospital and ICU, Surat, Gujarat
- Nova IVI Fertility, Ahmedabad, Gujarat
- Indian Red Cross Society, Godhra
- Sparsh ortho hospital Nadiad
- Akshar gynec hospital Nadiad
- Radhaswami multispeciality hospital Nadiad
- Samip hospital Nadiad
- Sanjay multispeciality hospital Nadiad
- Shlok hospital Nadiad
- Muljibhai Patel urology hospital, Nadiad
- Smit Orthopaedic Hospital & Dental Clinic, Anand
- Anand laparoscopy hospital, Anand
- Parimal hospital, Anand
- Himalaya hospital, Anand

Events organized under teaching learning practices:

1. **Medical Imaging Technology (MIT) department** organized a **National Conference on Basics to Advance in Medical Imaging Technology on 9th Nov 2019**. The conference was organised in collaboration with GE Healthcare, one of the leading company in health care industry. The eminent guest speakers from a wide zone gave a talk on
    a. Recent Advancement in Medical Imaging Technology
    b. CT Coronary Angiography
    c. "Radiation Safety, Contrast Medium and Adverse Drug Reactions
    d. AERB guideline and Quality Assurance in Medical Imaging Technology
    e. Radiation safety and hazards to Radiation Professionals working in Hospitals
    f. MRI Safety
    g. Recent Advancement in Orthopaedic Imaging

Certified By:

REGISTRAR
CHARUTAR UNIVERSITY OF
SCIENCE & TECHNOLOGY
CHANGA - 388421, TA. PETLAD, DI. ANAND

2. **Operation theater and Anesthesia Technology department (OTAT)** of CIPS invited an eminent speaker Dr. Viveka Kumar, Principal Director Cardiac Sciences & Chief of Cath Lab, PAN Max Hospitals for a webinar on **"Management of Valvular Heart Disease & Role of TAVI in Indian Patients"** on **6th March 2020.**
3. **OTAT Department** celebrated **World Anesthesia Day 2019** on **16th October 2019.** The event was planned with a theme "The role and Responsibilities of Anesthesia Technologist" to create knowledge among students about their job role. This event was basically aimed to students about the responsibilities include maintaining the Anesthesia machine, assisting the anesthesia provider during General and Regional Anesthesia, troubleshooting anesthesia equipment, assisting with resuscitation and other operating emergencies etc.
4. **Department of Medical Imaging Technology** arranged a GE webinar on CT of the Gastrointestinal Tract held on 19th Sept 2019.
5. **Medical Laboratory Technology Department** scheduled a series of lectures for UG,PG, Ph.D and Faculties of MLT department from 24th Jan 2020 to 5th Feb 2020. The lecture series was conducted on the basis of CSIR NET Life Science syllabus, Nine Faculties experts in their domains took interactive lectures with the aspirants of entrances examination with unconventional practical oriented teaching pedagogy mentioned by CEPC team.

Certified By:

REGISTRAR
CHAROTAR UNIVERSITY OF
SCIENCE & TECHNOLOGY
CHANGA - 388421, TA. PETLAD, DI. ANAND

6. **Department of Medical Imaging Technology and Siemens Healthcare** co- organized 5 days online Module Programme form 15th April 2020 to 20th April 2020. The module series were conducted as the part of Radiology upskilling program for Medical Imaging Students during Lockdown due to Covid-19 outbreak for continuing the teaching-learning process.

SIEMENS Healthineers



Radiology Upskilling Program Certification

Enhance your skillsets

Level 1 Certification*

Enhance your Radiology skillsets during this lockdown period with Siemens Healthineers

Learn on your schedule
Self-paced learning – Learn whenever and wherever you are.

Get real employable skills
Quality curriculum designed by industry, to facilitate learning of high-impact skills that the market demands.

Get a value in job market
Complete this Level and get a chance to progress quickly to the higher levels to boost your career prospects and job applications.

Curriculum

Module 1	Module 2	Webinar	Module 3	Webinar
• Basics & functionality of X-Ray • Deep Dive into Digital Radiography • Completion	• Basics of CT Scanner • Deepdive into CT Scans & its functionality • Completion	• By industry experts on X-Ray CT Scanner	• MR Basics • Deepdive into MR scans & its functionality • MR Safety • Evaluation	MR Scanner Ask the expert on What's Next and Learn for Tomorrow

Progress to Level 2- Radiology Specialization Course

* The fees for the Certification is INR 2000 per participant. The fees is waived off till April 30, 2020 as an initiative for Online Education during Covid-19 lockdown

Certified By:

REGISTRAR
CHARUSAT UNIVERSITY OF SCIENCE & TECHNOLOGY
CHANGA - 388421, TA. PETLAD, DI. ANAND

Evaluation

- **Internal evaluation**
  - Internal examination
  - Practical/ Clinical examination
  - Assignment submission
  - Case study and presentation
  - MOUs signed activity report
  - Log book record

- **External evaluation**
  - External Examination
  - Practical/ Clinical examination
  - Log book record
  - Case based discussion

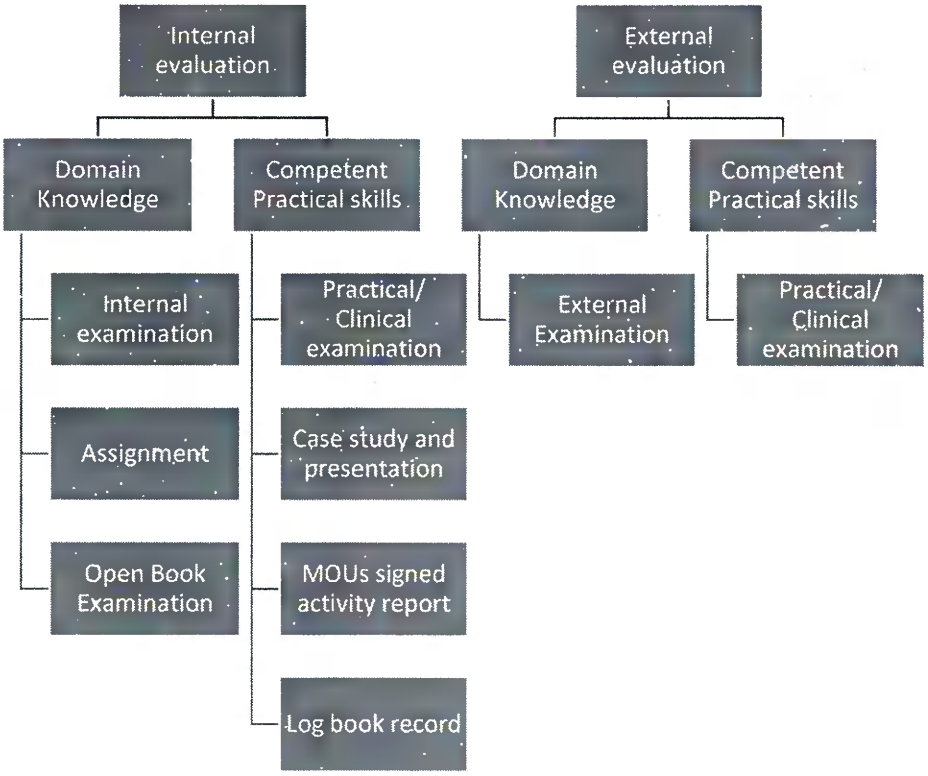

Certified By:
REGISTRAR
CHAROTAR UNIVERSITY OF
SCIENCE & TECHNOLOGY
CHANGA - 388421, TA. PETLAD, DI. ANAND

UNIVERSITY EXAM RESULT

FIRST TERM 2017-2018

Program name	Semester	No. of students appeared	No. of students passed without backlog	No. of students with first class	No. of students with distinction
BMIT	7	29	29	2	9
BMIT	5	33	23	11	7
BMIT	3	21	14	3	8
BMIT	1	25	16	6	9
BOTAT	7	10	10	4	3
BOTAT	5	26	20	7	6
BOTAT	3	16	16	4	7
BOTAT	1	23	7	1	4
BOP	6	13	12	10	2
BOP	4	5	5	2	2
BOP	2	8	8	2	2
MSMLT	3	19	18	11	4
MSMLT	1	7	7	5	2

SECOND TERM 2017-2018

Program name	Semester	No. of students appeared	No. of students passed without backlog	No. of students with first class	No. of students with distinction
BMIT	8	29	29	0	29
BMIT	6	33	33	11	22
BMIT	4	21	21	1	20

Certified By:

REGISTRAR
CHARUTAR UNIVERSITY OF
SCIENCE & TECHNOLOGY
CHANGA - 388421, TA. PETLAD, DI. ANAND

BMIT	2	23	23	3	13
BOTAT	8	10	10	6	3
BOTAT	6	23	23	12	11
BOTAT	4	16	16	2	14
BOTAT	2	23	23	2	7
BSMT	4	15	15	15	11
BSMT	2	23	23	14	7
BOP	7	13	11	4	3
BOP	5	5	5	1	4
BOP	3	8	8	4	4
BOP	1	13	13	3	10
MSMLT	4	19	19	19	14
MSMLT	2	7	7	7	4

Student Participation and Achievements

Co-curricular activities

- Our fifteen BMIT students participated in Skill Fest 2020 (Basic Radiographic Procedure) a state level workshop organized by Parul Univeristy on 31st Jan 2020.
- Our eighteen BOTAT students participated in SkillFest2020 (Electrocardiogram, Paediatric BLS & Neonatal Resuscitation, Techniques for Suturing, Bandaging, Dressing) a state level workshop organized by Parul Univeristy on 31st Jan 2020.

Certified By:

REGISTRAR
CHARUSAT UNIVERSITY OF
SCIENCE & TECHNOLOGY
CHANGA - 388421, TA. PETLAD, DI. ANAND

- MLT student Karishama R Thakkar participated in state level Science Manthan 2020 organized by PDPIAS, CHARUSAT held on 12th Feb 2020 and won the third prize in poster presentation. She also participated for poster presentation in UGC supported National conference on Curret trends in biological science-V (CTBS 2020) organized by "Post Graduate Department of Biosciences, Centre of Advanced study, S. P. university" on 15th Feb 2020.
- Two BMIT students participated in National Level Conference on Basics to Advance in Medical in Medical Imaging Technology

Extension Activities:

1. Two optometry students participated in Eye Camp (Free eye check-up camp) –organized by Department of Optometry, CIPS & CHARUSAT Healthcare and Research Foundation (CHRF) on 23rd Nov 2019 at PIJ primary health center. More than 160 patients were screened. The type of activity done by the optometry students under direct observation of faculty are:
    a. Vision assessment
    b. Digital/ NCT intraocular pressure
    c. Objective and subjective refraction
    d. Color vision screening

Certified By:
REGISTRAR
CHARUTAR UNIVERSITY OF
SCIENCE & TECHNOLOGY
CHANGA - 388421, TA. PETLAD, DI. ANAND

e. Retinal screening

2. Five optometry students participated in Vaso Eye Camp (Free eye check-up camp) – organized by Department of Optometry, CIPS & CHARUSAT Healthcare and Research Foundation (CHRF) on 23rd Nov 2019.

3. Two optometry students contributed their best service in Bandhani Eye Camp (Free eye check-up camp) –organized by Department of Optometry, CIPS & CHARUSAT Healthcare and Research Foundation (CHRF) on 16th Dec 2019. A total of 161 patients were screen for cataract, glaucoma and retinal disease.

4. Optometry and OTAT students participated in Akhdol Medical Camp organized by CHARUSAT Healthcare and Research Foundation (CHRF) for General Health and Eye checkup held on 29th Nov 2019.

Certified By:

REGISTRAR
CHAROTAR UNIVERSITY OF
SCIENCE & TECHNOLOGY
CHANGA - 388421, TA. PETLAD, DI. ANAND



Sports and Cultural activities:

- Forty students of CIPS participated in different events of Spoural 2020.

Event	No. of students
Skit	12
Solo dance	1
Dance Group	9
Solo singing	1
Rangoli	4
Elocution	1
Dumb charade	2
Antakshari	2
Fashion show	12
Treasure hunt	3
Creative painting	2
Documentary and movie making	2
Photography	1
Installation	3
One minute Game	3
Mehendi	3
Mime	6
Collage	1
Clay modeling	1
Cartooning	1
Debate	2
Best friends	2

Certified By:

Dy. REGISTRAR
CHAROTAR UNIVERSITY OF
SCIENCE & TECHNOLOGY
CHANGA - 388421, TA. PETLAD, DI. ANAND

Scholarships and fellowships

Seventy seven students benefitted by scholarship aided by government as well as institutional agency.

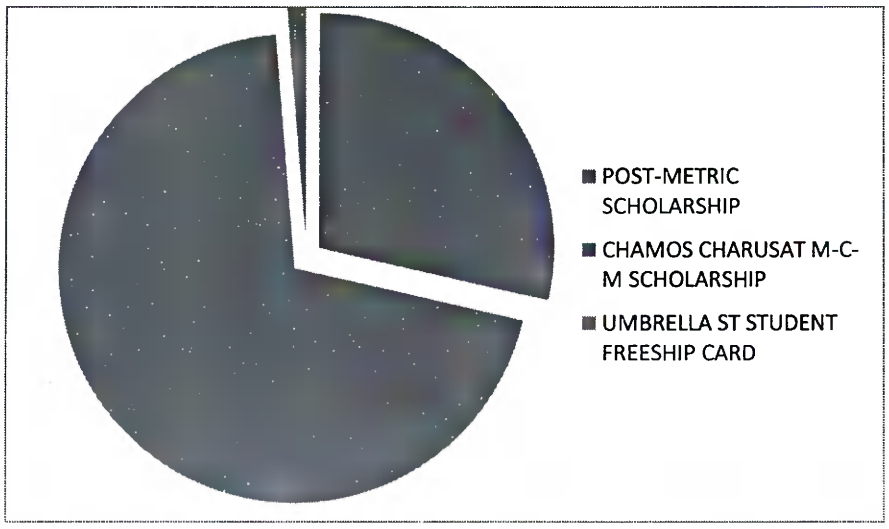

Research Activities:

- **Optom Yogesh Vaghela** proposed a research project on "Deception detection with the help of eye tracker and GRS; An eye tracking & electro dermal study" at CHARUSAT and got the approval.
- **Dr. Artee Tyagi** received a Consultancy project on "Evaluation of the efficiency of disinfectant using standard methods" from XH2O solution Pvt. Ltd. Company.

Research Paper Publication: 04

Title of paper published	Name of the author/s	Department of the teacher	Name of journal	National/International	Name of the publisher

Certified By:

REGISTRAR
CHAROTAR UNIVERSITY OF SCIENCE & TECHNOLOGY
CHANGA - 388421, TA. PETLAD, DI. ANAND

Transferrable Thin Film of Ultrasonically Exfoliated MoSe2 Nanocrystals for Efficient Visible-Light Photodetector.	**Alkesh B. Patel,** Payal Chauhan, Hiren K. Machhi, Som Narayan, K. D. Patel, Saurabh .S. Soni, P. K. Jha, G. K. Solanki and V. M. Pathak	Paramedical Science	Physica E: Low-dimensional Systems and Nanostructures	International	Bentham Science Publishers
A Survey Study on Breast Cancer Awareness Among Secondary, Higher Secondary Female Students and Teachers of Different Schools in Anand District	**Dolly Sharma, Manna Debnath,Anupam Niraula, Santosh Ojha**	Medical Imaging Technology	International Journal of Pharmaceutical and Clinical Research (IJPCR)	International	Innovare Academic Sciences Pvt. Ltd. India
Estimation of gender accuracy of an individual by Zygomatic bone measurement using multi-detector computed tomography scan in Kannada population - a	**Manna Debnath1, Dolly Sharma1,** Rahul P. Kotian2, Bryal Dsouza3	Medical Imaging Technology	International Journal of Health Sciences and Research	International	Moradabad: Dept. of Anaesthesia, Teerthankar Mahaveer Medical College

Certified By:

REGISTRAR
CHAROTAR UNIVERSITY OF
SCIENCE & TECHNOLOGY
CHANGA - 388421, TA. PETLAD, DI. ANAND

Forensic study					
Immobilization of Agrobacterium tumefaciens D-psicose 3-epimerase onto titanium dioxide for bioconversion of rare sugar	Samir R. Dedaniaa, Vaibhav K. Patel, Saurabh S. Sonid, **Darshan H. Patel**	Paramedical Science	Enzyme and Microbial Technology	International	Elsevier

Faculty Participation

Faculty Development Program

- Mr. Debayan Baidya participated in a **three day international conference "Molmed 2019"** organized by CHARUSAT from 25th Sept 2019 to 27th Sept 2019.
- Mr. Debayan Baidya attended a **five day workshop on "Hands on training on Cell culture and Molecular Biology"** organized by CHARUSAT from 14th Oct 2019 to 18th Oct 2019 and one day workshop on **ACS/DST-CSMCRI** organized by CSMCRI-Bhavnagar held on 15th Nov 2019.

Certified By:
REGISTRAR
CHAROTAR UNIVERSITY OF SCIENCE & TECHNOLOGY
CHANGA - 388421, TA. PETLAD, DI. ANAND

- Mr. Anupam Niraula and Mr. Santosh Ojha participated in **two day Teacher's Training Program on "Exploring Science, Engineering, Technology & Innovations in Disaster Risk Management"** organized by Gujarat Institute of Disaster Management Gandhinagar and Charotar University of Science and Technology held on 28th Nov 2019 to 29th Nov 2019.
- Mr. Anupam Niraula participated in **one week Teacher's Training Program on "Creativity, Problem Solving and Innovation"** organized by CHARUSAT on 16th Nov 2019 to 23rd Nov 2019.
- Mrs. Dolly Sharma and Mr. Manna Debnath participated in **four day International Scientific Exchange Program** by attending **International Symposium on Medical Imaging Physics & Image Guidance in Radiotherapy** organized by Department of Radiology, UCMS & GTB Hospital, Delh and Department of Radiotherapy, MAMC & Lok Nayak Hospital, New Delhi held on 16th Dec 2019 to 19th Dec 2019.
- Dr. Artee Tyagi, Ms. Dolly Sharma and Mr. Manna Debnath attended the workshop on "**Gujarat STI policy**" arranged by CHARUSAT on 13th Feb 2020.
- Dr. Artee Tyagi participated **in UGC supported National conference on Curret trends in biological science-V (CTBS 2020)** organized by "Post Graduate Department of Biosciences, Centre of Advanced study, S. P. university" on 15th Feb 2020.
- Mr. Akhlaque Ahmad and Mr. Anupam Niraula participated in **Skill Fest 2020** organized by Parul University on 31st Jan 2020.
- Dr. Nilesh Pandey earned an International Massive Open Online course (MOOC) certificate for **"Whole Genome Sequencing of bacterial genomes- tools and application"** course.

Resource person/ Guest speaker

- **Dr. Darshan Patel, Principal, CIPS,** invited as a guest speaker by International Society of Rare Sugar in 7th International Rare Sugar Conference 2019 held on 3rd to 5th Dec 2019 at Takamatsu, Kagawa, Japan.

Certified By:

REGISTRAR
CHAROTAR UNIVERSITY OF
SCIENCE & TECHNOLOGY
CHANGA - 388421, TA. PETLAD, DI. ANAND

- **Mr. Anupam Niraula, faculty of MIT department** gave a talk in National Online Webinar series organized by Med skill Development Society, Haryana on 10th May 2020.

Certified By:

REGISTRAR
CHAROTAR UNIVERSITY OF
SCIENCE & TECHNOLOGY
CHANGA - 388421, TA. PETLAD, DI. ANAND

Charotar University of Science and Technology

Charotar Institute of Paramedical Sciences

Board of Studies "Minutes of Meeting"

"Department of Optometry"

Date: 30/01/2019

Time: 11:00AM

Venue: CIPS conference room

The 4th meeting of board of department of Optometry held on Wednesday 31st January 2019 at 10.00 AM in conference room of Charotar Institute of Paramedical Sciences, CHARUSAT.

Following members were present:

1.	Dr. Darshan H Patel (Principal, CIPS)	Chairperson for the joint meeting of Board of Studies in department of optometry & Faculty of medical sciences, CIPS
2.	Optom.Jyoti Dave singh (Advisor & Adjunct faculty)	Advisor for the joint meeting of Board of Studies in department of optometry & Faculty of medical sciences, CIPS
3.	Optom.Usman Memon (Advisor, Senior Lecturer, Nagar School of Optometry)	Advisor for the joint meeting of Board of Studies in department of optometry & Faculty of medical sciences, CIPS
4.	Optom.Jaydevsinh Pargara (Faculty, CIPS)	HoD for the joint meeting of Board of Studies in department of optometry & Faculty of medical sciences, CIPS
5.	Optom.Yogesh Vaghela (Faculty, CIPS)	Faculty for the joint meeting of Board of Studies in department of optometry & Faculty of medical sciences, CIPS

Agenda of the meeting

Item No. 4.1 To approve minutes of 3rd BOS meeting held on 26th Feb 2018

Item No. 4.2 To approve proposals of the new course for Sem 6, 7 & 8

Item No. 4.3 Any other item with the permission of chairperson

Certified By:

REGISTRAR
CHAROTAR UNIVERSITY OF
SCIENCE & TECHNOLOGY
CHANGA - 388421, TA. PETLAD, DI. ANAND

Details of the discussion

The chairperson for the joint meeting welcomed all the members and invites to the meeting. The meeting proceeded with the agenda.

Item No. 4.1 To approve minutes of 3rd BOS meeting held on 26th Feb 2018

- 3rd BoS minutes were approved by all members.

Item No. 4.2 To approve proposals of the new course for Sem 6, 7 & 8

- BoS members approved with the teaching curriculum of semester 6 involving both the core course from the MoHFW guidelines and elective courses from the University. (attached in Annexure 1).
- Following suggestion were given in the approval of teaching scheme:
  - Mr.Yogesh & Mr.Jaydev had put proposal to combine few subjects in order to run the academic smoothly.
  - Mrs. Jyoti Dave-Singh suggested to combine following subjects into one single subject in 6th semester.
    a) Public health and community optometry
    b) Occupational optometry
  - Mr. Usman Memon and Mrs.Jyoti Dave singh suggested Weightage of Marks for following subjects.
    a) Binocular Single Vision-I and pediatric Optometry (70:30 Ratio)
    b) Low vision and geriatric Optometry (70:30 Ratio)
- Optom Jaydevsinh Paragara presented the teaching scheme of semester 7 & 8 with the internship booklet with rules and regulations. (attached in Annexure 2 & 3)
- BoS member approved the same.

Item No. 3.3 Any other item with the permission of chairperson

- Dr.Darshan Patel had suggested to plan for MOUs with leading eye hospitals and optical chains for Outside clinical postings of students.

Certified By:

Dy. REGISTRAR
CHAROTAR UNIVERSITY OF
SCIENCE & TECHNOLOGY
CHANGA - 388421, TA. PETLAD, DI. ANAND

- Mr.Jaydev & Mrs.Jyoti Dave singh had put proposal to develop labs for Speciality optometry subjects like Contact lens and BSV /Pediatrics.
- Mr.Usman Memon had suggested for taking up lateral entry students in 3rd semester B.Optometry.

Optom. Jaydevsinh Paragara
Head of Optometry Dept.
CIPS, CHARUSAT

Dr. Darshan Patel
Principal
CIPS, CHARUSAT

Certified By:

DY. REGISTRAR
CHAROTAR UNIVERSITY OF
SCIENCE & TECHNOLOGY
CHANGA - 388421, TA. PETLAD, DI. ANAND

ANNEXURE 1
CHAROTAR UNIVERSITY OF SCIENCE AND TECHNOLOGY
CHAROTAR INSTITUTE OF PARAMEDICAL SCIENCES

BACHELOR OF OPTOMETRY

6th Semester

Course Code	Course Title	Teaching Scheme					Examination Scheme						
		CREDIT				TOTAL HOURS	TH		PR		PRJ		TOTAL
		TH	PR	PRJ	TOTAL		Internal	External	Internal	External	Internal	External	
BOP601	Contact lens-II	3	-	-	3.00	45	0/30	28/70	-	-	-	-	100
BOP602	Binocular Single Vision-II	3	-	-	3.00	45	0/30	28/70	-	-	-	-	100
BOP603	Occupational Optometry & Community Optometry	4	-	-	4.00	60	0/30	28/70	-	-	-	-	100
BOP604	Research Methodology & Biostatistics	2	-	-	2.00	30	0/15	14/35	-	-	-	-	50
BOP605	Clinical Optometry-V	-	12	-	6.00	-	-	-	0/60	56/140	-	-	200
HS134-H	Contributor Personality Development	-	2	-	2.00	-	-	-	0/30	28/70	-	-	100
Total		12	14	-	20	180	-	-	-	-			650

CHAROTAR INSTITUTE OF PARAMEDICAL SCIENCES
CHARUSAT CAMPUS CHANGA

Certified By:

Dy. REGISTRAR
CHAROTAR UNIVERSITY OF SCIENCE & TECHNOLOGY
CHANGA - 388421, TA. PETLAD, DI. ANAND

ANNEXURE 2
CHAROTARUNIVERSITY OF SCIENCE AND TECHNOLOGY
CHAROTAR INSTITUTE OF PARAMEDICAL SCIENCES
BACHELOR OF OPTOMETRY
7th Semester

Course Code	Course Title	Teaching Scheme					Examination Scheme						
		CREDIT				TOTAL HOURS	TH		PR		PRJ		TOTAL
		TH	PR	PRJ	TOTAL		Internal	External	Internal	External	Internal	External	
BOP701	Clinical Internship-I	-	12	-	12	24	-	-	0/160	120/240	-	-	400
BOP702	Research Project-I	-	12	-	12	24	-	-	0/160	120/240	-	-	400
Total		-	24	-	24	48	-	-	-	-	-	-	800

8th Semester

Course Code	Course Title	Teaching Scheme					Examination Scheme						
		CREDIT				TOTAL HOURS	TH		PR		PRJ		TOTAL
		TH	PR	PRJ	TOTAL		Internal	External	Internal	External	Internal	External	
BOP801	Clinical Internship-II	-	12	-	12	24	-	-	0/160	120/240	-	-	400
BOP802	Research Project-II	-	12	-	12	24	-	-	0/160	120/240	-	-	400
Total		-	24	-	24	48	-	-	-	-	-	-	800

CHAROTAR INSTITUTE OF PARAMEDICAL SCIENCES
CHARUSAT CAMPUS CHANGA

Certified By:

REGISTRAR
CHAROTAR UNIVERSITY OF SCIENCE & TECHNOLOGY
CHANGA - 388421, TA. PETLAD, DI. ANAND

CHARUSAT

CHAROTAR UNIVERSITY OF SCIENCE AND TECHNOLOGY

CIPS

CHAROTAR INSTITUTE OF PARAMEDICAL SCIENCES

Charotar Institute of Paramedical Sciences

Department of Optometry

Internship booklet

Semester 7th & 8th (Batch 2016-2020)

Certified By:

REGISTRAR
CHAROTAR UNIVERSITY OF
SCIENCE & TECHNOLOGY
CHANGA - 388421, TA. PETLAD, DI. ANAND

Index

Sr.No	Content	Pg.No
1	Project guideline	03
2	Internship rules & regulation	14
3	Sample case paper	16
4	Attendance sheet	20
5	Teaching scheme- 7th semester	22
6	Teaching scheme- 8th semester	24

Certified By:

REGISTRAR
CHAROTAR UNIVERSITY OF
SCIENCE & TECHNOLOGY
CHANGA - 388421, TA. PETLAD, DI. ANAND

Project Guideline

Certified By:

Dy. REGISTRAR
CHAROTAR UNIVERSITY OF
SCIENCE & TECHNOLOGY
CHANGA - 388421, TA. PETLAD, DI. ANAND

CONTENTS

- Introduction
- Rules
- Project timeline
- Assessment

Certified By:
REGISTRAR
CHAROTAR UNIVERSITY OF
SCIENCE & TECHNOLOGY
CHANGA - 388421, TA. PETLAD, DI. ANAND

INTRODUCTION

- This Booklet is designed with a view to provide detail insight regarding Project work which should be carried out during 4th year (7th & 8th semester) B.Optometry course. The booklet gives clear idea about responsibilities of students and their guides at each step of project timeline.

- This book contains Project timeline, Rules and assessment pattern for Project.

- This Book will be used as guideline for project work and copies of this booklet will be available for all the students, guides and Principal.

Certified By:

REGISTRAR
CHAROTAR UNIVERSITY OF
SCIENCE & TECHNOLOGY
CHANGA - 388421, TA. PETLAD, DI. ANAND

RULES

- As a part of Completion of B.Optometry course every student must have to do one research project during 4th year (7th & 8th semester) B.Optometry.

- Students must attend Monthly project meeting with their respective guides.

- Guide should conduct project progress meeting at the last week of every month and send written report regarding project meeting to Parents and Principal.

- Student will be responsible for making necessary arrangement for required instruments.

- Students must inform their respective guides and must take permission from them while taking leave.

- Students must follow all the deadlines given in project timeline.

- Its student's responsibility to read and follow the guidelines given in this handbook. Final copies won't be accepted if it doesn't satisfy described criteria.

Certified By:

Dr. REGISTRAR
CHAROTAR UNIVERSITY OF
SCIENCE & TECHNOLOGY
CHANGA - 388421, TA. PETLAD, DI. ANAND

Project timeline

Date/Month	Project work
30/11/2019	Orientation
11/01/2020	Project proposal Meet
15/01/2020	Guide allotment
January	Demonstration
February	Ethical Clearance
August	Data submission
September	Statistical analysis
20/10/2020	Rough copy submission
31/10/2020	Final copy submission

Certified By:
REGISTRAR
CHAROTAR UNIVERSITY OF
SCIENCE & TECHNOLOGY
CHANGA - 388421, TA. PETLAD, DI. ANAND

Details of Project timeline

Guide selection

- Guide selection will be done through random name selection.
- Change of the guide is only permissible in few exceptional events like recognized guide leaving the institution and in case of death of guide.

Orientation

Guide's role:

- To introduce students to the world of research.
- To give students ideas about Research topic selection.

Student's role:

- To be present during Orientation class.
- To start searching project topics of their area of interest.

Project proposal meet

Student's role:

- To Submit Minimum 3 synopsis for project work.
- To make 3 Power point presentation of their submitted synopsis and present it in detail in front of their respective guides.

Guide's role:

- To evaluate submitted synopsis and presentation.
- To select best suitable topic among 3 topics presented by student.

Certified By:

DR. REGISTRAR
CHAROTAR UNIVERSITY OF
SCIENCE & TECHNOLOGY
CHANGA - 388421, TA. PETLAD, DI. ANAND

Demonstration

Student's role:

- To Demonstrate Practical as well as theoretical competency in all the Procedure required for data collection.
- In case of the study which requires Interview or questionnaire as a tool to collect data, Student must prepare questionnaire and validate it with the help of statistics.

Guide's role:

- To evaluate students competency in performing procedures required for research project.
- To guide student in preparing questionnaire and designing interview.

Ethical clearance

Student's role:

- To submit project synopsis copies to Ethical committee of institute.
- To attend Ethical committee meeting on given date.
- To Get clearance certificate and report to respective guide.

Guide's role:

- To evaluate students synopsis and finalize their project topic before submitting synopsis to ethical committee.

Certified By:
REGISTRAR
CHAROTAR UNIVERSITY OF
SCIENCE & TECHNOLOGY
CHANGA - 388421, TA. PETLAD, DI. ANAND

Data submission

Student's role:

- Student must start data collection immediately after ethical clearance.
- Data collection should be authentic and should not be manipulated.
- Student must show all the raw data as well as excel sheet of data to guide on or before given deadline.

Guide's role:

- To evaluate students data for authenticity.
- To guide students in data entry.

Statistical analysis

Student's role:

- To be in contact with Statistician as well as guide for data analysis.
- Students should report to their respective guide with the result of data analysis

Guide's role:

- To guide students for data analysis.
- To evaluate result of data analysis.

Rough copy submission

Student's role:

- Students should meet their respective guides to get suggestions about scientific research project writing.
- To submit one filed copy of complete research project.

Certified By:

Dr. REGISTRAR
CHAROTAR UNIVERSITY OF
SCIENCE & TECHNOLOGY
CHANGA - 388421, TA. PETLAD, DI. ANAND

Guide's role:

- To evaluate students rough copy for any mistakes.

Final copy submission

Student's role:

- Once rough copy is approved by guide students can submit 4 copies of research project on or before deadline.

Guide's role:

- To endorse the authentic research work submitted by student.

Certified By:
REGISTRAR
CHAROTAR UNIVERSITY OF
SCIENCE & TECHNOLOGY
CHANGA - 388421, TA. PETLAD, DI. ANAND

Assessment

- Submitted research project will be assessed by internal examiner on few essential factors which includes thesis defense, punctuality during thesis work and behavior.
- For more detail about marks distribution kindly go through the teaching scheme of 7th and 8th semester given in this booklet

Certified By:
Dr. REGISTRAR
CHAROTAR UNIVERSITY OF
SCIENCE & TECHNOLOGY
CHANGA - 388421, TA. PETLAD, DI. ANAND

Rules

&

Regulation

Certified By:

REGISTRAR
CHAROTAR UNIVERSITY OF
SCIENCE & TECHNOLOGY
CHANGA - 388421, TA. PETLAD, DI. ANAND

CHAROTAR UNIVERSITY OF SCIENCE AND TECHNOLOGY

Charotar Institute of Paramedical Sciences(CIPS)

Department of Optometry

Guidelines/rules & regulation for Internship

COMPULSORY NORMS

1. Apron is compulsory with name plate & ID-card at clinical as well optical postings.
2. Personal **Retinoscope, Pinhole, Occluder, Torch & Diary** compulsory during posting.
3. Duly filled case papers compulsory – signed by respective incharge [Compulsory 25 cases for each postings]
4. 100 percent attendance compulsory (only medical leaves will be accepted with medical certificate and if approved by principal & internship incharge)
5. Medical leave without information will be considered for repeat of postings at the end of year prior to final exam.
6. Student have to attend hospital/Opticals as per hospital/Optical schedule.
7. Interns must wear formals during optical as well as clinical duties.
8. 2 presentation/Case reports are compulsory for every student per year
9. Article to be submitted by the end of 3 months (i.e. Total 4 article submission)
10. 1 CME/Workshop/Conferences to be attended per semester with prior permission of internship incharge [Certificates should be attached]
11. Extension of internship or Deduction of stipend and leaves will be finalized by internship incharge for Conference/CME.
12. Consultant's signatures to be taken within week's time.
13. Study project to be finalized within first 30 days of internship start and protocol to be submitted with guide's signature.
14. Project guide will be allotted by internship incharge.
15. Project to be submitted on announced date. Late submission will extend internship by 1 term

- **Completion of above norms makes student eligible for grand viva/Final examination**

INTERNSHIP INCHARGE

Optom.Jaydevsinh Pargara

PRINCIPAL

Dr.Darshan H Patel

Certified By:

REGISTRAR
UNIVERSITY OF
SCIENCE & TECHNOLOGY
CHANGA - 388421, TA. PETLAD, DI. ANAND

Sample Case Paper & Attendance sheet

Certified By:

REGISTRAR
CHAROTAR UNIVERSITY OF
SCIENCE & TECHNOLOGY
CHANGA - 388421, TA. PETLAD, DI. ANAND

CHARUSAT UNIVERSITY OF SCIENCE AND TECHNOLOGY

CHARUSAT INSTITUTE OF PARAMEDICAL SCIENCE

DEPARTMENT OF OPTOMETRY

PATIENT RECORD FORM/CASE SHEET

Name of Student _____ Date _____

ID No. _____

Patient Name _____ Age/sex _____

Address _____ Ph. No. _____

Occupation

Chief complain

Ocular History

Medical/Surgical History Recent

Investigation

Family History

Allergies

O.D. O.S.

PGP

Visual acuity

Certified By:

REGISTRAR
CHAROTAR UNIVERSITY OF
SCIENCE & TECHNOLOGY
CHANGA - 388421, TA. PETLAD, DI. ANAND

With pin hole

Torch Light/ Slit Lamp Examination:

O.D. O.S.

Lids and Adnexa :

Conjunctiva :

Cornea :

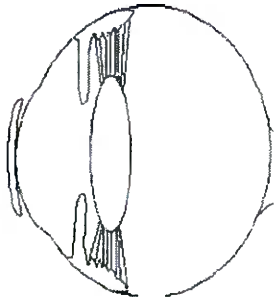

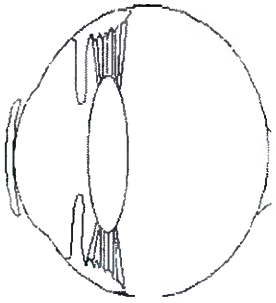

Anterior Chamber

Iris/Pupil

Lens

IOP:

Cover test:

Distance

Near

REGISTRAR
CHAROTAR UNIVERSITY OF
SCIENCE & TECHNOLOGY
CHANGA - 388421, TA. PETLAD, DI. ANAND

Ocular Motility:

O.D.

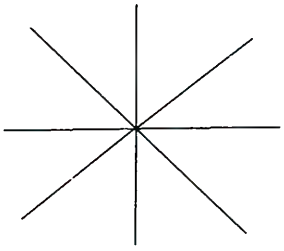

O.S.

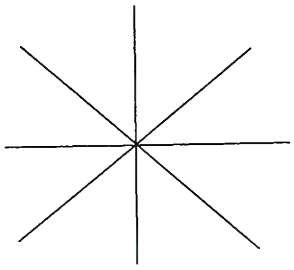

Objective Refraction [Net Retinoscopy]:

O.D.

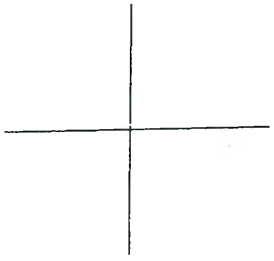

O.S.

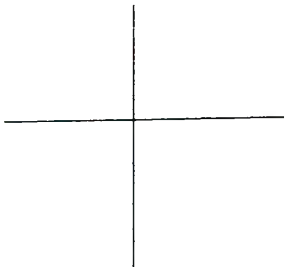

Subjective Refraction:

Sph	Cyl	Axis	Vision	Sph	Cyl	Axis	Vision

Near Add: _____ For _____ Cm Vision _____

Certified By:
REGISTRAR
CHAROTAR UNIVERSITY OF
SCIENCE & TECHNOLOGY
CHANGA - 388421, TA. PETLAD, DI. ANAND

Ophthalmoscopy:

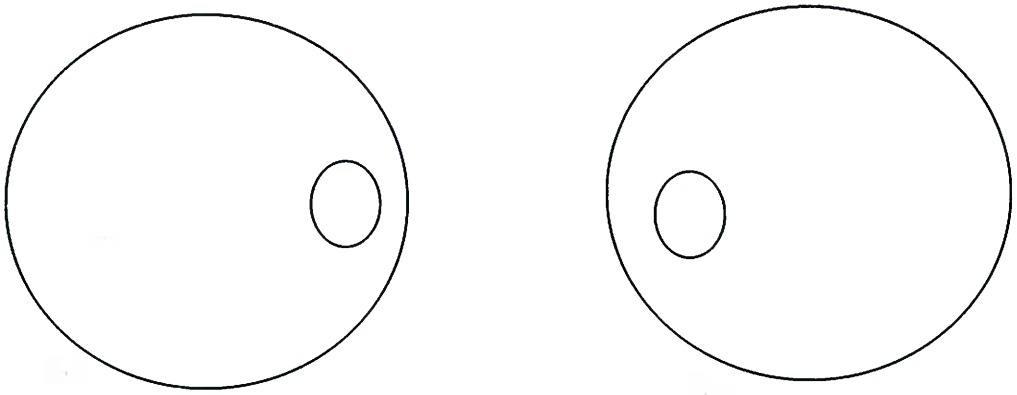

Special Tests:

Diagnosis:

Management:

Advice:

Certified By:

Dy. REGISTRAR
CHAROTAR UNIVERSITY OF
SCIENCE & TECHNOLOGY
CHANGA - 388421, TA. PETLAD, DI. ANAND

Charotar University of Science and Technology
Charotar Institute of Paramedical Sciences
Department of Optometry
INTERNSHIP ATTENDENCE SHEET

Name of Student _____ Semester _____ ID no._____

Month/Year _____ Posting Name & Address _____

Sr. No.	DATE	REPORTING TIME WITH SIGN OF INCHARGE		LEAVING TIME WITH SIGN OF INCHARGE	
		TIME	SIGN	TIME	SIGN
1					
2					
3					
4					
5					
6					
7					
8					
9					
10					
11					
12					
13					
14					
15					
16					
17					
18					
19					
20					
21					
22					
23					
24					
25					
26					
27					
28					
29					
30					
31					

Certified By:

REGISTRAR
CHAROTAR UNIVERSITY OF
SCIENCE & TECHNOLOGY
CHANGA - 388421, TA. PETLAD, DI. ANAND

Teaching Scheme

7th & 8th Sem

Certified By:
REGISTRAR
CHAROTAR UNIVERSITY OF
SCIENCE & TECHNOLOGY
CHANGA - 388421, TA. PETLAD, DI. ANAND

CHAROTAR UNIVERSITY OF SCIENCE AND TECHNOLOGY
CHAROTAR INSTITUTE OF PARAMEDICAL SCIENCES
BACHELOR OF OPTOMETRY
Syllabus Details
Effective Year 2019-20

Degree	**: BOP**	**Semester**	**: 7**
Total Subjects	**: 2**		
Total Regular Subjects	**: 2**		
Total Elective Subjects	**: 0**		

Group Name: Regular

Course Code	Course Title	Teaching Scheme					Examination Scheme						
		CREDIT				TOTAL HOURS	TH		PR		PRJ		TOTAL
		TH	PR	PRJ	TOTAL		Internal	External	Internal	External	Internal	External	
BOP701	Clinical Internship-I	-	12	-	12	24	-	-	0/160	120/240	-	-	400
BOP702	Research Project-I	-	12	-	12	24	-	-	0/160	120/240	-	-	400
Total		-	24	-	24	48	-	-	-	-	-	-	800

Certified By:

REGISTRAR
CHAROTAR UNIVERSITY OF
SCIENCE & TECHNOLOGY
CHANGA - 388421, TA. PETLAD, DI. ANAND

CHAROTAR UNIVERSITY OF SCIENCE AND TECHNOLOGY
CHAROTAR INSTITUTE OF PARAMEDICAL SCIENCES
BACHELOR OF OPTOMETRY
Syllabus Details
Effective Year 2018-19

Degree	**: BOP**	**Semester**	**: 7**
Total Subjects	**: 2**		
Total Regular Subjects	**: 2**		
Total Elective Subjects	**: 0**		

Total Credit for Regular Subjects	24.00
Total Credit for Elective Subjects	0.00
Total Credit	24.00

Examination Grade Range & Value

Grade	Grade Points	From Marks	To Marks
AA	10.0	80	100
AB	9.0	75	79
BB	8.0	70	74
BC	7.0	65	69
CC	6.0	60	64
CD	5.0	55	59
DD	4.0	50	54
FF	0.0	0	49

Certified By:

Dy. REGISTRAR
CHAROTAR UNIVERSITY OF
SCIENCE & TECHNOLOGY
CHANGA - 388421, TA. PETLAD, DI. ANAND

CHAROTAR UNIVERSITY OF SCIENCE AND TECHNOLOGY
CHAROTAR INSTITUTE OF PARAMEDICAL SCIENCES
BACHELOR OF OPTOMETRY
Syllabus Details
Effective Year 2019-20

Degree	**: BOP**	**Semester**	**: 8**
Total Subjects	**: 2**		
Total Regular Subjects	**: 2**		
Total Elective Subjects	**: 0**		

Group Name: Regular

Course Code	Course Title	Teaching Scheme					Examination Scheme						
		CREDIT				TOTAL HOURS	TH		PR		PRJ		TOTAL
		TH	PR	PRJ	TOTAL		Internal	External	Internal	External	Internal	External	
BOP801	Clinical Internship-II	-	12	-	12	24	-	-	0/160	120/240	-	-	400
BOP802	Research Project-II	-	12	-	12	24	-	-	0/160	120/240	-	-	400
Total		-	24	-	24	48	-	-	-	-	-	-	800

Certified By:

REGISTRAR
CHAROTAR UNIVERSITY OF
SCIENCE & TECHNOLOGY
CHANGA - 388421, TA. PETLAD, DI. ANAND

CHAROTAR UNIVERSITY OF SCIENCE AND TECHNOLOGY
CHAROTAR INSTITUTE OF PARAMEDICAL SCIENCES
BACHELOR OF OPTOMETRY
Syllabus Details
Effective Year 2018-19

Degree	**: BOP**	**Semester**	**: 8**
Total Subjects	**: 2**		
Total Regular Subjects	**: 2**		
Total Elective Subjects	**: 0**		

Total Credit for Regular Subjects	24.00
Total Credit for Elective Subjects	0.00
Total Credit	24.00

Examination Grade Range & Value

Grade	Grade Points	From Marks	To Marks
AA	10.0	80	100
AB	9.0	75	79
BB	8.0	70	74
BC	7.0	65	69
CC	6.0	60	64
CD	5.0	55	59
DD	4.0	50	54
FF	0.0	0	49

Certified By:

REGISTRAR
CHAROTAR UNIVERSITY OF
SCIENCE & TECHNOLOGY
CHANGA - 388421, TA. PETLAD, DI. ANAND

Student Copy

Charotar University of Science And Technology

CHANGA - 388 421, TA.: Petlad, DIST.: Anand

Registration Date: 29/10/2020

Student ID	:	20TDRMLT002
Name of Student	:	BHAINE KUSHANI GIRISHBHAI
Date of Birth	:	03/10/1996 **Gender** : Female
Name of Institute	:	CHAROTAR INSTITUTE OF PARAMEDICAL SCIENCES
Admitted Branch	:	DOCTOR OF PHILOSOPHY IN MEDICAL LABORATORY TECHNOLOGY - DRMLT
Admission Type	:	GENERAL
Entrance Test SEAT No	:	
Government Merit Number	:	

Authorized Signature **Student Signature**

OfficeCopy

Charotar University of Science And Technology

CHANGA - 388 421, TA.: Petlad, DIST.: Anand

Registration Date: 29/10/2020

Student ID	:	20TDRMLT002
Name of Student	:	BHAINE KUSHANI GIRISHBHAI
Date of Birth	:	03/10/1996 **Gender** : Female
Name of Institute	:	CHAROTAR INSTITUTE OF PARAMEDICAL SCIENCES
Admitted Branch	:	DOCTOR OF PHILOSOPHY IN MEDICAL LABORATOF
Admission Type	:	GENERAL
Entrance Test SEAT No	:	
Government Merit Number	:	

Authorized Signature **Student Signature**

Certified By:

REGISTRAR
CHAROTAR UNIVERSITY OF
SCIENCE & TECHNOLOGY
CHANGA - 388421, TA. PETLAD, DI. ANAND

Student Copy

Charotar University of Science And Technology

CHANGA - 388 421, TA.: Petlad, DIST.: Anand

Registration Date: 29/10/2020

Student ID	:	20TDRMLT003
Name of Student	:	PATEL NENSYBEN RAJESHKUMAR
Date of Birth	:	25/04/1997 **Gender** : Female
Name of Institute	:	CHAROTAR INSTITUTE OF PARAMEDICAL SCIENCES
Admitted Branch	:	DOCTOR OF PHILOSOPHY IN MEDICAL LABORATORY TECHNOLOGY - DRMLT
Admission Type	:	GENERAL
Entrance Test SEAT No	:	
Government Merit Number	:	

Authorized Signature **Student Signature**

OfficeCopy

Charotar University of Science And Technology

CHANGA - 388 421, TA.: Petlad, DIST.: Anand

Registration Date: 29/10/2020

Student ID	:	20TDRMLT003
Name of Student	:	PATEL NENSYBEN RAJESHKUMAR
Date of Birth	:	25/04/1997 **Gender** : Female
Name of Institute	:	CHAROTAR INSTITUTE OF PARAMEDICAL SCIENCES
Admitted Branch	:	DOCTOR OF PHILOSOPHY IN MEDICAL LABORATOF
Admission Type	:	GENERAL
Entrance Test SEAT No	:	
Government Merit Number	:	

Authorized Signature **Student Signature**

Certified By:

Dr. REGISTRAR
CHAROTAR UNIVERSITY OF
SCIENCE & TECHNOLOGY
CHANGA - 388421, TA. PETLAD, DI. ANAND

World Health Organization

HEALTH EMERGENCIES programme

Record of Achievement

Emerging respiratory viruses, including COVID-19: methods for detection, prevention, response and control

Gohil Jeel Mahendrasinh

June 24, 2020

Certified By:

Dy. REGISTRAR
CHAROTAR UNIVERSITY OF
SCIENCE & TECHNOLOGY
CHANGA - 388421, TA. PETLAD, DI. ANAND

World Health Organization

HEALTH EMERGENCIES programme

Certificado de logro

Nuevos virus respiratorios, incluido el COVID-19: métodos de detección, prevención, respuesta y control

Gohil Jeel Mahendrasinh

junio 24, 2020

Certified By:

Dr. REGISTRAR
CHAROTAR UNIVERSITY OF
SCIENCE & TECHNOLOGY
CHANGA - 388421, TA. PETLAD, DI. ANAND

World Health Organization

HEALTH EMERGENCIES programme

Confirmation of Participation

Infection Prevention and Control (IPC) for Novel Coronavirus (COVID-19)

Gohil Jeel Mahendrasinh

June 24, 2020

Certified By:

DY. REGISTRAR
CHAROTAR UNIVERSITY OF
SCIENCE & TECHNOLOGY
CHANGA - 388421, TA. PETLAD, DI. ANAND

World Health Organization

HEALTH EMERGENCIES programme

Confirmation of Participation

Severe Acute Respiratory Infection (SARI) Treatment Facility Design

Riya Patel

April 11, 2020

Certified By:

REGISTRAR
CHAROTAR UNIVERSITY OF SCIENCE & TECHNOLOGY
CHANGA - 388421, TA. PETLAD, DI. ANAND

World Health Organization

HEALTH EMERGENCIES programme

Confirmation of Participation

Introduction to COVID-19 video in Indian Sign Language

Riya Patel

June 23, 2020

Certified By:

REGISTRAR
CHAROTAR UNIVERSITY OF SCIENCE & TECHNOLOGY
CHANGA - 388421, TA. PETLAD, DI. ANAND

World Health Organization

HEALTH EMERGENCIES programme

Record of Achievement

Emerging respiratory viruses, including COVID-19: methods for detection, prevention, response and control

Riya Patel

April 11, 2020

Certified By:

Dr. REGISTRAR
CHAROTAR UNIVERSITY OF
SCIENCE & TECHNOLOGY
CHANGA - 388421, TA. PETLAD, DI. ANAND